

W



Ucla
BRUINS

DU



Trojans



Cal

O



ISLANDERS

W



Vandalz
I

S

SAN FRANCISCO



OPPONENTS



2011-12 OPPONENTS

NORTHERN ARIZONA

Fri., Nov. 11, 2011, 5:30 p.m.,
Boulder, Colo.



Laurie Kelly



SCHOOL INFORMATION

LocationFlagstaff, Ariz.
Founded.....1899
Enrollment.....25,204
NicknameLumberjacks
ColorsBlue, Gold and Sage
Conference.....Big Sky
Arena (Capacity).....Walkup Skydome
(7,000)
PresidentDr. John Haegar
Athletic DirectorJim Fallis

SPORTS INFORMATION

WBB SIDAndrew Tomsy
Office.....928-523-6330
Cell.....N/A
E-Mail.....Andrew.Tomsy@nau.edu
FaxN/A
Press Row PhoneN/A
Websitenauathletics.com

COACHING STAFF

Head CoachLaurie Kelly
Record at NAU (years)...112-138 (8)
Career Record (years) ..216-177 (13)
Assistant Coach.....Chad Eickhoff
Assistant CoachEric Fundalewicz
Assistant Coach.....Laura Dinkins

TEAM INFORMATION

2010-11 Record11-18
2010-11 Conference6-10 (7th)
2011 PostseasonDNP
Final Ranking (AP/WBCA)NR
Letterwinners Returning/Lost.....8/4
Starters Returning/Lost.....3/2

KEY RETURNERS (2010-11 STATS)

Amy Patton, 5-11, Jr., G
(16.4 ppg, 5.5 rpg, 1.9 apg)
Tyler Stephens-Jenkins, 5-10, Sr., F
(9.4 ppg, 3.8 rpg, 2.0 apg)
Trinidee Trice, 5-10, So., F
(5.2 ppg, 3.1 rpg, 1.2 apg)

SERIES INFORMATION

Overall.....CU Leads 13-2
In BoulderCU Leads 7-0
In Flagstaff.....CU Leads 6-0
Neutral.....NAU Leads 2-0

TEXAS A&M-CORPUS CHRISTI

Wed., Nov. 16, 2011, 6 p.m.,
Corpus Christi, Texas.



Robert Robinson



SCHOOL INFORMATION

LocationCorpus Christi, Texas
Founded.....1947
Enrollment.....10,200
Nickname.....Islanders
ColorsBlue, Green and White
ConferenceSouthland
Arena (Capacity)..... American Bank
Center (8,000)
President.....Dr. Flavius Killebrew
Interim Athletic Director.....Scott
Lazenby

SPORTS INFORMATION

WBB SIDAmber Sleek
Office.....361-825-2831
Cell.....N/A
E-Mail.....amber.sleek@tamucc.edu
FaxN/A
Press Row PhoneN/A
Websitegoislanders.com

COACHING STAFF

Head CoachRobert Robinson
Record at AMCC (years).....64-93 (5)
Career Record (years)64-93 (5)
Associate Head Coach.....Deb Roof
Assistant CoachGeoff Grawn
Assistant CoachKim Dowell

TEAM INFORMATION

2010-11 Record.....2-27
2010-2011 Conference...0-16 (12th)
2010 PostseasonDNP
Final Ranking (AP/WBCA)NR
Letterwinners Returning/Lost.....7/6
Starters Returning/Lost.....2/3

KEY RETURNERS (2010-11 STATS)

Jessica Jammer, 5-10, Jr., G
(8.1 ppg, 4.0 rpg, 1.0 bpg)
Ashley Darley, 5-6, Jr., G
(8.9 ppg, 4.3 rpg, 2.3 spg)
Taryn Gregory, 5-6, So., G
(5.6 ppg, 2.2 rpg, 1.1 apg)

SERIES INFORMATION

Overall.....First Meeting

COLORADO STATE

Sun., Nov. 20, 2011, 2 p.m.,
Fort Collins, Colo.



Kristen Holt



SCHOOL INFORMATION

LocationFort Collins, Colo.
Founded.....1870
Enrollment.....26,348
NicknameRams
Colors.....Green and Gold
Conference.....Mountain West
Arena (Capacity) ..Moby Arena (8,745)
President.....Dr. Anthony Frank
Athletic Director.....Paul Kowalczyk

SPORTS INFORMATION

WBB SID.....Danielle Marshall
Office.....970-491-6494
Cell.....970-980-7353
E-MailDanielle.Marshall@
colostate.edu
Fax970-491-1348
Press Row Phone.....970-491-3981
Websitecsurams.com

COACHING STAFF

Head CoachKristen Holt
Record at CSU (years).....37-54 (3)
Career Record (years)48-70 (4)
Assistant Coach.....Dick Lien
Assistant CoachTaylor Steven

TEAM INFORMATION

2010-11 Record14-16
2010-11 Conference7-9 (4th)
2010 PostseasonDNP
Final Ranking (AP/WBCA)NR
Letterwinners Returning/Lost.....3/2
Starters Returning/Lost.....5/5

KEY RETURNERS (2010-11 STATS)

Hayley Thompson, 6-1, So., G
(5.3 ppg, 3.5 rpg, 1.5 apg)
Kim Mestdagh, 5-10, Sr., G/F
(17.1 ppg, 5.5 rpg, 2.6 apg)
Sam Martin, 6-2, So, F
(13.0 ppg, 6.5 rpg, 1.7 apg)

SERIES INFORMATION

Overall.....CU leads 31-11
In BoulderCU leads 21-2
In Fort CollinsCU leads 10-9

VALPARAISO

Fri., Nov. 25, 2011, 7:30 p.m.,
Boulder, Colo.



Keith Freeman



SCHOOL INFORMATION

LocationValparaiso, Ind.
Founded.....1859
Enrollment3,980
NicknameCrusaders
ColorsBrown and Gold
Conference.....Horizon League
Arena (Capacity)Athletics-
Recreation Center (5,000)
President.....Mark Heckler
Athletic DirectorMark LaBarbera

SPORTS INFORMATION

WBB SIDRyan Wronkowicz
Office.....219-464-5232
Cell.....219-617-2466
E-Mail..Ryan.Wronkowicz@Valpo.edu
Fax219-464-5762
Press Row Phone.....219-548-1502
WebsiteValpoAthletics.com

COACHING STAFF

Head CoachKeith Freeman
Record at VU (years) ...276-226 (17)
Career Record (years) ..405-273 (23)
Associate Head Coach.....Greg Kirby
Assistant CoachSteve Helm
Assistant CoachKelly Komara

TEAM INFORMATION

2010-11 Record7-24
2010-11 Conference.....4-14 (t-9th)
2011 PostseasonDNP
Final Ranking (AP/WBCA)NR
Letterwinners Returning/Lost.....9/4
Starters Returning/Lost.....4/1

KEY RETURNERS (2010-11 STATS)

Betsy Adams, 5-8, Sr., G
(12.6 ppg, 3.1 rpg, 1.8 apg)
Tabitha Gerardot, 6-1, So., F
(10.7 ppg, 7.4 rpg, 0.8 apg)
Stefanie Lang, 6-1, Jr., F
(6.0 ppg, 5.3 rpg, .407 FG%)

SERIES INFORMATION

Overall.....First Meeting



2011-12 OPPONENTS

OMNI HOTELS® CLASSIC

Friday, Nov. 25



MONTANA STATE
vs.
WISCONSIN
5 p.m.



VALPARAISO
vs.
COLORADO
7:30 p.m.



Saturday, Nov. 26

CONSOLATION
5 p.m.

CHAMPIONSHIP
7:30 p.m.

Previous Classic Winners

1987 – Houston	1999 – Colorado
1988 – Colorado	2000 – Colorado
1989 – Colorado	2001 – Colorado
1990 – Washington	2002 – Villanova
1991 – Vanderbilt	2003 – Colorado
1992 – Colorado	2004 – LSU
1993 – Colorado	2005 – Northern Iowa
1994 – Colorado	2006 – CU/Wyoming
1995 – Louisiana Tech	2007 – Clemson
1996 – Colorado	2008 – Minnesota
1997 – Colorado	2009 – Colorado
1998 – Colorado	2010 – Colorado

MONTANA STATE

Sat., Nov. 26, 2011, 5/7:30 p.m.,
Boulder, Colo.



Tricia Binford



SCHOOL INFORMATION

LocationBozeman, Mont.
Founded.....1893
Enrollment.....13,559
NicknameBobcats
ColorsBlue and Gold
Conference.....Big Sky
Arena (Capacity)Worthington
Arena (7,250)
PresidentDr. Waded Cruzado
Athletic DirectorPeter Fields

SPORTS INFORMATION

WBB SID.....Tom Schulz
Office.....406-994-5130
Cell.....406-580-6786
E-Mailtschulz@msubobcats.com
Fax406-994-2278
Press Row Phone.....406-994-3210
Website.....msubobcats.com

COACHING STAFF

Head Coach.....Tricia Binford
Record at MSU (years)84-95 (6)
Career Record (years)84-95 (6)
Associate Head Coach.....Amy Starr
Assistant Coach.....Mandy Close
Assistant CoachGiuliana Mendiola

TEAM INFORMATION

2010-11 Record17-14
2010-11 Conference11-5 (3rd)
2011 PostseasonDNP
Final Ranking (AP/WBCA)NR
Letterwinners Returning/Lost.....3/2
Starters Returning/Lost.....7/3

KEY RETURNERS (2010-11 STATS)

Chelsea Banis, 6-4, So., C
(12.1 ppg, 5.8 rpg, 1.1 bpg)
Katie Bussey, 5-9, Sr., G
(14.5 ppg, 4.2 rpg., 3.1 apg)
Rachel Semansky, 6-0, Jr., F
(12.4 ppg, 8.2 rpg, 1.9 spg)

SERIES INFORMATION

Overall.....CU Leads 5-0
In Boulder.....CU leads 4-0
In Bozeman.....CU leads 1-0

WISCONSIN

Sat., Nov. 26, 2011, 5/7:30 p.m.,
Boulder, Colo.



Bobbie Kelsey



SCHOOL INFORMATION

LocationMadison, Wis.
Founded.....1848
Enrollment.....42,099
NicknameBadgers
Colors.....Cardinal and White
Conference.....Big Ten
Arena (Capacity)Kohl Center
Arena (17,142)
Chancellor.....David Ward
Athletic DirectorBarry Alvarez

SPORTS INFORMATION

WBB SIDDiane Nordstrom
Office.....608-262-9024
Cell.....608-658-3644
E-Maildkn@athletics.wisc.edu
Fax608-262-8184
Press Row Phone 608-263-2249
Website.....UWBadgers.com

COACHING STAFF

Head Coach.....Bobbie Kelsey
Record at UW (years)0-0 (First)
Career Record (years)0-0 (First)
Assistant Coach.....Kyle Rechlicz
Assistant CoachStacy Cantley
Assistant Coach.....Alysiah Bond

TEAM INFORMATION

2010-11 Record16-15
2010-11 Conference.....10-6 (T-3rd)
2011 PostseasonWNIT Second
Round
Final Ranking (AP/WBCA)NR
Letterwinners Returning/Lost.....8/7
Starters Returning/Lost.....2/3

KEY RETURNERS (2010-11 STATS)

Anya Covington, 6-2, Sr., F
(4.8 ppg, 4.1 rpg, .525 FG%)
Jade Davis, 5-9, Sr., G
(4.2 ppg, 2.4 rpg, 1.9 apg)
Taylor Wurtz, 6-0, Jr., G
(8.3 ppg, 6.4 rpg, 1.5 apg)

SERIES INFORMATION

OverallUW leads 1-0
Neutral.....UW leads 1-0



2011-12 OPPONENTS

SAN FRANCISCO

Wed. Nov. 30, 2011, 7 p.m.,
Boulder, Colo.



Jennifer Azzi



SCHOOL INFORMATION

LocationSan Francisco, Calif.
Founded.....1855
Enrollment8,000
NicknameDons
Colors.....Green and Gold
ConferenceWest Coast
Arena (Capacity).....War Memorial
Gym (5,300)
President...Fr. Stephen J. Privett, S.J.
Interim Athletic
Director.....Dr. Gary Nelson

SPORTS INFORMATION

WBB SID.....Rachel Engrissei
Office.....415-422-6816
Cell.....206-618-5463
E-Mail.....raengrissei@usfca.edu
Fax.....415-422-2510
Press Row PhoneN/A
Websiteusfdons.com

COACHING STAFF

Head CoachJennifer Azzi
Record at USF (years).....4-25 (1)
Career Record (years)4-25 (1)
Associate Head Coach...Katy Steding
Assistant Coach.....Molly Marrin
Assistant Coach.....Blair Hardiek

TEAM INFORMATION

2010-11 Record4-25
2010-11 Conference1-13 (8th)
2011 PostseasonDNP
Final Ranking (AP/WBCA)NR
Letterwinners Returning/Lost...10/3
Starters Returning/Lost.....4/1

KEY RETURNERS (2010-11 STATS)

Rheina Ale, 5-8, Sr., G
(6.8 ppg, 3.4 rpg, 2.4 apg)
Vania Singleterry, 5-11, Sr., G
(7.3 ppg, 4.1 rpg, 0.7 apg)
Katy Keating, 6-0, Sr., F
(8.9 ppg, 4.1 rpg, 1.5 apg)

SERIES INFORMATION

Overall.....CU Leads 3-2
In BoulderTied 1-1
In San FranciscoCU Leads 2-1

IDAHO

Sun., Dec. 4, 2011, 12 p.m.,
Boulder, Colo.



Jon Newlee



SCHOOL INFORMATION

LocationMoscow, Idaho
Founded.....1889
Enrollment.....12,302
Nickname.....Vandals
Colors.....Silver and Vandal Gold
ConferenceWestern Athletic
Arena (Capacity).....Cowan Spectrum
(7,000)
President.....Dr. Duane Nellis
Athletic Director.....Dr. Rod Spear

SPORTS INFORMATION

WBB SID.....Nick Heidelberger
Office.....208-885-0211
Cell.....208-596-1198
E-Mail.....nheidelberger@uidaho.edu
Fax208-885-0255
Press Row Phone.....208-885-0211
WebsiteGoVandals.com

COACHING STAFF

Head CoachJon Newlee
Record at UI (years).....39-51 (3)
Career Record (years) ..167-164 (12)
Assistant CoachJordan Green
Assistant Coach.....Christa Sanford
Assistant Coach.....Kristi Zeller

TEAM INFORMATION

2010-11 Record15-16
2010-11 Conference.....7-9 (5th)
2011 Postseason.....WBI 1st Round
Final Ranking (AP/WBCA)NR
Letterwinners Returning/Lost....7/6
Starters Returning/Lost.....1/4

KEY RETURNERS (2010-11 STATS)

Keri Arendse, 5-8, Sr., G
(7.7 ppg, 2.8 rpg, 2.0 apg)
Alyssa Charlston, 6-1, So., G/F
(6.2 ppg, 3.8 rpg, 0.9 apg)
Ganeaya Rogers, 5-8, Sr., G
(3.5 ppg, 1.3 rpg, 1.4 apg)

SERIES INFORMATION

Overall.....CU Leads 1-0
In Boulder.....CU leads 1-0

DENVER

Thu., Dec. 8, 2011, 7 p.m.,
Boulder, Colo.



Erik Johnson



SCHOOL INFORMATION

LocationDenver, Colo.
Founded.....1864
Enrollment.....11,842
NicknamePioneers
Colors.....Crimson and Gold
ConferenceSun Belt
Arena (Capacity)Magness Arena
(7,200)
ChancellorRobert D. Coombe
Athletic Director Peg Bradley-Doppes

SPORTS INFORMATION

WBB SIDNicole Dupes
Office.....303-871-4990
Cell.....954-478-2090
E-Mailnicole.dupes@du.edu
Fax303-871-3890
Press Row Phone303-871-3922
Websitedenverpioneers.com

COACHING STAFF

Head CoachErik Johnson
Record at DU (years)53-40 (3)
Career Record (years)53-40 (3)
Associate Head
CoachYvonne Hawkins
Assistant Coach.....Shelley Sheetz
Assistant Coach.....Lisa Faulkner

TEAM INFORMATION

2010-11 Record19-12
2010-11 Conference11-5 (2nd -
West)
2011 PostseasonWNIT 1st Round
Final Ranking (AP/WBCA)NR
Letterwinners Returning/Lost....7/4
Starters Returning/Lost.....3/2

KEY RETURNERS (2010-11 STATS)

Kaetlyn Murdoch, 5-11, Sr., F
(13.9 ppg, 7.0 rpg, 1.2 apg)
Quincy Noonan, 5-9, So., G
(6.7 ppg, 2.4 rpg, 2.4 apg)
Emiko Smith, 5-5, Jr., G
(4.7 ppg, 3.0 rpg, 5.4 apg)

SERIES INFORMATION

OverallCU leads 4-2
In BoulderCU leads 3-0
In Denver.....DU leads 2-1

WEBER STATE

Sat., Dec. 17, 2011, 4 p.m.,
Boulder, Colo.



Bethann Ord



SCHOOL INFORMATION

LocationOgden, Utah.
Founded.....1889
Enrollment.....24,000
NicknameWildcats
ColorsPurple and White
Conference.....Big Sky
Arena (Capacity) ..Dee Events Center
(12,000)
PresidentDr. F Ann Millner
Athletic DirectorJerry Bovee

SPORTS INFORMATION

WBB SIDJustin Johnson
Office.....801-626-7414
Cell.....801-690-6891
E-Mail.....justinjohanson@weber.edu
Fax801-626-6490
Press Row Phone.....801-626-6588
Website.....weberstatesports.com

COACHING STAFF

Head Coach.....Bethann Ord
Record at WSU (years)0-0 (First)
Career Record (years)0-0 (First)
Assistant CoachHeath Alexander
Assistant Coach.....Devan Newman
Assistant CoachMargaret Richards

TEAM INFORMATION

2010-11 Record7-21
2010-11 Conference3-13 (8th)
2011 PostseasonDNP
Final Ranking (AP/WBCA)NR
Letterwinners Returning/Lost....7/5
Starters Returning/Lost.....3/2

KEY RETURNERS (2010-11 STATS)

Megan Patterson, 5-11, Jr., G
(11.8 ppg, 2.7 rpg, 1.5 apg)
Justine Johnson, 5-6, So., G
(5.4 ppg, 3.0 rpg, 3.8 apg)
Mikell Woodfield, 6-2, Sr., F
(7.6 ppg, 6.2 rpg, 0.6 bpg)

SERIES INFORMATION

OverallCU leads 10-7
In BoulderCU leads 8-2
In OgdenWSU leads 4-1
Neutral.....Tied 1-1



2011-12 OPPONENTS

TEXAS-PAN AMERICAN

Tue. Dec. 20, 2011, 4 p.m.,
San Antonio, Texas



Denny Downing



SCHOOL INFORMATION

Location.....Edinburg, Texas
Founded.....1927
Enrollment.....18,744
Nickname.....Broncs
Colors.....Green, Orange and White
Conference.....Great West
Arena (Capacity).....UTPA Fieldhouse
(4,000)
President.....Dr. Robert S. Nelsen
Athletic Director.....Chris King

SPORTS INFORMATION

WBB SID.....N/A
Office.....956-665-2240
Cell.....N/A
E-Mail.....utpasportsinfo@gmail.com
Fax.....N/A
Press Row Phone.....N/A
Website.....utpabroncs.com

COACHING STAFF

Head Coach.....Denny Downing
Record at UTPA (years).....25-36 (2)
Career Record (years).....204-211(21)
Assistant Coach.....Britney Jordan
Assistant Coach.....LaToya Howell
Assistant Coach.....Alana Lara

TEAM INFORMATION

2010-11 Record.....12-19
2010-11 Conference.....4-8 (5th)
2010 Postseason.....DNP
Final Ranking (AP/WBCA).....NR
Letterwinners Returning/Lost.....9/6
Starters Returning/Lost.....5/0

KEY RETURNERS (2010-11 STATS)

Donna Jackson, Sr., F
(9.2 ppg, 6.7 rpg, 1.5 spg)
Ce'Monay Newell, 6-0, Sr., G
(14.3 ppg, 2.6 rpg, 108 3fgm)
Bianca Torre, 5-5, Jr., G
(16.9 ppg, 3.0 rpg, 3.5 apg)

SERIES INFORMATION

Overall.....First Meeting

CREIGHTON

Wed. Dec. 21, 2011, 4:00 p.m.,
San Antonio, Texas



Jim Flanery



SCHOOL INFORMATION

Location.....Omaha, Neb.
Founded.....1878
Enrollment.....7,730
Nickname.....Bluejays
Colors.....Blue and White
Conference.....Missouri Valley
Arena (Capacity).....D.J. Sokol Arena
(2,500)
Chancellor...Timothy R. Lannon, S.J.
Athletic Director....Bruce Rasmussen

SPORTS INFORMATION

WBB SID.....Rob Simms
Office.....402-280-2433
Cell.....402-660-5853
E-Mail.....rsimms@creighton.edu
Fax.....402-280-2495
Press Row Phone.....402-280-5724
Website.....gocreighton.com

COACHING STAFF

Head Coach.....Jim Flanery
Record at CU (years).....170-116 (9)
Career Record (years).....170-116 (9)
Assoc. Head Coach.....Steve Huber
Assistant Coach.....Jenny Vickers
Assistant Coach.....Carrie Moore

TEAM INFORMATION

2010-11 Record.....18-13
2010-11 Conference.....12-6 (t-2nd)
2011 Postseason.....WNIT 1st Rd
Final Ranking (AP/WBCA).....NR
Letterwinners Returning/Lost.....8/3
Starters Returning/Lost.....2/3

KEY RETURNERS (2010-11 STATS)

Carli Tritz, 5-11, So., G
(11.4 ppg, 3.7 rpg, 3.2 apg)
Ally Jensen, 5-6, Jr., G
(4.5 ppg, 2.4 rpg.)
Sarah Nelson, 6-0, So., F
(7.2 ppg, 4.4 rpg, 0.9 bpg)

SERIES INFORMATION

Overall.....Creighton leads 2-1
In Boulder.....Creighton leads 1-0
In Omaha.....Creighton leads 1-0
Neutral.....Colorado leads 1-0

ARIZONA

Sun. Jan. 22, 2012, 2:30 p.m.,
Tucson, Ariz.
Thu. Feb. 9, 2012, 7 p.m.,
Boulder, Colo.

SCHOOL INFORMATION

Location.....Tucson, Ariz.
Founded.....1885
Enrollment.....38,000
Nickname.....Wildcats
Colors.....Cardinal and Navy
Conference.....Pac-12
Arena (Capacity).....McKale Center (14,545)
President.....Dr. Eugene G. Sander (Interim)
Athletic Director.....Greg Byrne

SPORTS INFORMATION

Women's Basketball SID.....Molly O'Mara
Office.....520-621-4283
Cell.....520-444-1068
E-Mail.....momara@arizona.edu
Fax.....520-621-2681
Press Row Phone.....520-621-5291
Website.....ArizonaWildcats.com

COACHING STAFF

Head Coach.....Niya Butts
Record at UA (years).....47-48 (3)
Career Record (years).....47-48 (3)
Assistant Coach.....Sue Darling
Assistant Coach.....E.C. Hill
Assistant Coach.....Brandy Manning

TEAM INFORMATION

2010-11 Record.....21-12
2010-11 Conference.....10-8 (4th)
2010 Postseason.....WNIT 1st Round
Final Ranking (AP/WBCA).....NR
Letterwinners Returning/Lost.....5/5
Starters Returning/Lost.....2/3

KEY RETURNERS (2010-11 STATS)

Shanita Arnold, 5-5, Sr., G (7.0 ppg, 2.0 rpg, 4.9 apg)
Davellyn White, 5-11, Jr., G (15.8 ppg, 4.6 rpg, 2.9 apg)
Erica Barnes, 6-2, So., F (5.9 ppg, 4.1 rpg, 0.4 apg)

SERIES INFORMATION

Overall.....CU leads 6-3
In Boulder.....CU leads 4-1
In Tucson.....Tied 2-2

2011-12 SCHEDULE

Nov. 11.....at Georgia Southern	Jan. 14.....*at Oregon State
Nov. 13.....at Georgia State	Jan. 19.....*UTAH
Nov. 17.....WICHITA STATE	Jan. 22.....*COLORADO
Nov. 21.....at New Mexico State	Jan. 26.....*at Washington
Nov. 28.....NORTH TEXAS	Jan. 28.....*at Washington State
Dec. 1.....# vs. BYU	Feb. 2.....*CALIFORNIA
Dec. 2.....# vs. Syracuse	Feb. 4.....*STANFORD
Dec. 3.....# vs. BYU-Hawai'i	Feb. 9.....*at Colorado
Dec. 11.....LONG BEACH STATE	Feb. 11.....*at Utah
Dec. 18.....at Arkansas-Pine Bluff	Feb. 16.....*WASHINGTON STATE
Dec. 21.....NEW MEXICO	Feb. 18.....*WASHINGTON
Dec. 28.....UNLV	Feb. 23.....*at USC
Dec. 31.....*at Arizona State	Feb. 25.....*at UCLA
Jan. 5.....*UCLA	Mar. 3.....*ARIZONA STATE
Jan. 7.....*USC	
Jan. 12.....*at Oregon	



Niya Butts



Davellyn White
Jr., G



* - Pac 12 Conference Game
- Hukilau Invitational (Laie, Hawai'i)



2011-12 OPPONENTS

ARIZONA STATE

Thu. Jan. 19, 2012, 11 a.m.,
Tempe, Ariz.

Sat. Feb. 11, 2012, 7 p.m.,
Boulder, Colo.

SCHOOL INFORMATION

LocationTempe, Ariz.
Founded.....1885
Enrollment.....67,082
Nickname.....Sun Devils
Colors.....Maroon and Gold
Conference.....Pac-12
Arena (Capacity) ...Wells Fargo Arena (14,141)
President.....Dr. Michael Crow
Athletic Director.....Lisa Love
Chief Operating OfficerSteve Patterson

SPORTS INFORMATION

Women's Basketball SID.....Steve Rodriguez
Office.....480-965-9780
Cell.....480-254-2489
E-Mailsteve.rodriguez@asu.edu
Fax480-965-5408
Press Row Phone.....480-965-7274
WebsiteTheSunDevils.com

COACHING STAFF

Interim Head CoachJoseph Anders
(11th yr at ASU)
Record as Head Coach (years)0-0 (First)
Career Record (years).....0-0 (First)
Associate Head CoachMeg Sanders
Assistant Coach.....Chris Mennig
Assistant Coach.....Amy Wright

TEAM INFORMATION

2010-11 Record.....20-11
2010-11 Conference.....11-7 (3rd)
2011 PostseasonNCAA 1st Round
Final Ranking (AP/WBCA).....NR
Letterwinners Returning/Lost9/5
Starters Returning/Lost2/3

KEY RETURNERS (2010-11 STATS)

Kali Bennett, 6-5, Sr., F/C (3.9 ppg, 4.4 rpg, 1.1 bpg)
Kimberly Brandon, 6-2, Sr., G (9.5 ppg, 6.5 rpg, 0.9 apg)
Deja Mann, 5-7, Jr., G (4.0 ppg, 1.9 rpg, 1.1 apg)

SERIES INFORMATION

Overall.....CU leads 9-0
In BoulderCU leads 5-0
In TempeCU leads 3-0
NeutralCU leads 1-0

2011-12 SCHEDULE

Nov. 11UC RIVERSIDE	Jan. 19*COLORADO
Nov. 13at Colorado State	Jan. 21*UTAH
Nov. 20BOSTON COLLEGE	Jan. 26*at Washington State
Nov. 25# vs. Illinois	Jan. 28.....*at Washington
Nov. 26# vs. Rutgers	Feb. 2*STANFORD
Dec. 2@ EASTERN WASHINGTON	Feb. 4*CALIFORNIA
Dec. 3@ ILLINOIS ST/ARKANSAS ST	Feb. 9*at Utah
Dec. 6CAL STATE FULLERTON	Feb. 11.....*at Colorado
Dec. 16at DePaul	Feb. 16.....*WASHINGTON
Dec. 20ARMY	Feb. 18.....*WASHINGTON STATE
Dec. 28.....UTEP	Feb. 23.....*at UCLA
Dec. 31.....*ARIZONA	Feb. 25* at USC
Jan. 5*USC	Mar. 3*at Arizona
Jan. 7.....*UCLA	
Jan. 12*at Oregon State	*Pac-12 Conference game
Jan. 14*at Oregon	#- San Juan Shootout (San Juan, Puerto Rico)
	@ - ASU Classic (Tempe, Ariz.)



Joseph Anders



Kimberly Brandon
Sr., G



CALIFORNIA

Thu. Jan. 12, 2012, 7 p.m.,
Boulder, Colo.

Sat. Feb. 25, 2012, 3 p.m.,
Berkeley, Calif.

SCHOOL INFORMATION

LocationBerkeley, Calif.
Founded.....1868
Enrollment.....35,843
NicknameGolden Bears
ColorsBlue and Gold
Conference.....Pac-12
Arena (Capacity).....Haas Pavilion (11,877)
ChancellorRobert Birgeneau
Athletic Director.....Sandy Barbour

SPORTS INFORMATION

Women's Basketball SIDMelissa Dudek
Office.....510-642-3611
Cell.....510-316-9131
E-Mailmdudek@berkeley.edu
Fax510-643-7778
Press Row Phone.....510-642-3098
WebsiteCalBears.com

COACHING STAFF

Head Coach.....Lindsay Gottlieb
Record at Cal (years) 0-0 (First)
Career Record (years)56-39 (3)
Assistant Coach.....Kai Felton
Assistant Coach.....Daron Park
Assistant CoachCharmin Smith

TEAM INFORMATION

2010-11 Record.....18-16
2010-11 Conference7-11 (6th)
2011 PostseasonWNIT 2nd Round
Final Ranking (AP/WBCA).....NR
Letterwinners Returning/Lost7/3
Starters Returning/Lost4/1

KEY RETURNERS (2010-11 STATS)

Talia Caldwell, 6-3, Jr., C (9.4 ppg, 8.6 rpg, 1.3 apg)
Layshia Clarendon, 5-9, Jr., G (13.2 ppg, 5.4 rpg, 3.5 apg)
Lindsay Sherbert, 6-0, So., G (8.1 ppg, 4.8 rpg, 1.1 spg)

SERIES INFORMATION


Overall.....CU leads 5-0
In BoulderCU leads 3-0
In BerkeleyCU leads 2-0

2011-12 SCHEDULE

Nov. 13at Rutgers	Jan. 14*at Utah
Nov. 17SACRAMENTO STATE	Jan. 19*WASHINGTON
Nov. 20ILLINOIS	Jan. 22*WASHINGTON STATE
Nov. 25! at Hawai'i	Jan. 28*at Stanford
Nov. 26! vs. Texas	Feb. 2*at Arizona
Nov. 27! vs. Virginia	Feb. 4*at Arizona State
Dec. 3@ CSU BAKERSFIELD	Feb. 9*USC
Dec. 4.....@ UNLV/PRAIRIE VIEW A&M	Feb. 11*UCLA
Dec. 8.....at Saint Mary's (Calif.)	Feb. 16*at Oregon
Dec. 10SANTA CLARA	Feb. 18*at Oregon State
Dec. 17OHIO STATE	Feb. 23*UTAH
Dec. 20DARTMOUTH	Feb. 25*COLORADO
Dec. 29.....*at UCLA	Mar. 4*STANFORD
Dec. 31*at USC	*-Pac 12 Conference Game
Jan. 5*OREGON STATE	!- Rainbow Wahine Showdown
Jan. 7*OREGON	(Honolulu, Hawai'i)
Jan. 12*at Colorado	@-Colliers International Classic
	(Berkeley, Calif.)



Lindsay Gottlieb



Layshia Clarendon
Jr., G





2011-12 OPPONENTS

OREGON

Sat. Feb. 4, 2012, 3 p.m.,
Eugene, Ore.

Thur. March 1, 2012, 6:30 p.m.,
Boulder, Colo.

SCHOOL INFORMATION

LocationEugene, Ore.
Founded.....1876
Enrollment.....22,389
NicknameDucks
ColorsThunder Green and Lightning Yellow
Conference.....Pac-12
Arena (Capacity).....Matthew Knight Arena
(12,541)
President.....Richard Lariviere
Athletic Director.....Rob Mullens

SPORTS INFORMATION

Women's Basketball SIDAndria Wenzel
Office.....541-346-0962
Cell.....916-838-2346
E-Mail.....awenzel@uoregon.edu
Fax541-346-5499
Press Row Phone.....541-346-4496
Website.....GoDucks.com

COACHING STAFF

Head CoachPaul Westhead
Record at Oregon (years)31-33 (2)
Career Record (years)31-33 (2)
Assistant CoachShandrika Lee
Assistant CoachDan Muscatell
Assistant CoachKeila Whittington

TEAM INFORMATION

2010-11 Record.....13-17
2010-11 Conference4-14 (9th)
2011 PostseasonDNP
Final Ranking (AP/WBCA).....NR
Letterwinners Returning/Lost8/7
Starters Returning/Lost5/1

KEY RETURNERS (2010-11 STATS)


Nia Jackson, 5-7, Sr., G (17.0 ppg, 4.0 rpg, 5.7 apg)
Amanda Johnson, 6-2, Sr., F (15.9 ppg, 8.3 rpg, 2.1 spg)
Ariel Thomas, 5-6, So., G (8.0 ppg, 2.5 rpg, 2.2 apg)

SERIES INFORMATION

Overall.....UO Leads 8-3
In BoulderUO Leads 3-1
In EugeneUO Leads 3-0
NeutralTied 2-2

2011-12 SCHEDULE

Nov. 13CAL POLY	Jan. 14.....*ARIZONA STATE
Nov. 18.....ILLINOIS	Jan. 19*at USC
Nov. 20PORTLAND STATE	Jan. 21*at UCLA
Nov. 24.....!-WEBER STATE	Jan. 28.....*at Oregon State
Nov. 25.....!-UC IRVINE	Feb. 2*UTAH
Nov. 27.....!-NICHOLLS STATE	Feb. 4*COLORADO
Dec. 1.....at Fresno State	Feb. 9*at Washington
Dec. 4PORTLAND	Feb. 11.....*at Washington State
Dec. 11.....at Denver	Feb. 16*CALIFORNIA
Dec. 14at Nevada	Feb. 18.....*STANFORD
Dec. 19...CAL STATE NORTHRIDGE	Feb. 25*OREGON STATE
Dec. 21.....!-SAINT MARY'S	Mar. 1.....*at Colorado
Dec. 29.....*WASHINGTON STATE	Mar. 3.....*at Utah
Dec. 31*WASHINGTON	
Jan. 5.....*at Stanford	*-Pac-12 Conference Game
Jan. 7*at California	!- Global Sports Cage Classic
Jan. 12*ARIZONA	(Eugene, Ore.)



Paul Westhead



Nia Jackson
Sr., G



OREGON STATE

Thu. Feb. 2, 2012, 8 p.m.,
Corvallis, Ore.

Sat. March 3, 2012, 4 p.m.,
Boulder, Colo.

SCHOOL INFORMATION

LocationCorvallis, Ore.
Founded.....1868
Enrollment.....20,100
NicknameBeavers
ColorsOrange and Black
Conference.....Pac-12
Arena (Capacity)Gill Coliseum (10,400)
President.....Dr. Edward Ray
Athletic DirectorBob De Carolis

SPORTS INFORMATION

Women's Basketball SIDMelody Stockwell
Office.....541-737-3720
Cell.....N/A
E-MailMelody.Stockwell@oregonstate.edu
Fax541-737-3072
Press Row Phone.....541-737-3020
Website.....osubeavers.com

COACHING STAFF

Head CoachScott Rueck
Record at OSU (years)9-21 (1)
Career Record (years)297-109 (15)
Assistant CoachMark Campbell
Assistant CoachEric Ely
Assistant Coach.....Megan Dickerson

TEAM INFORMATION

2010-11 Record9-21
2010-11 Conference.....2-16 (10th)
2010 PostseasonDNP
Final Ranking (AP/WBCA).....NR
Letterwinners Returning/Lost6/5
Starters Returning/Lost4/1

KEY RETURNERS (2010-11 STATS)

Earlysia Marchbanks, 5-11, Sr., G/F (8.7 ppg, 5.6 rpg, 2.1 apg)
Alyssa Martin, 6-0, So., G (12.4 ppg, 3.1 rpg, 1.7 apg)
Sage Indendi, 5-9, Jr., G (10.7 ppg, 3.5 rpg, 2.5 apg)

SERIES INFORMATION

Overall.....CU leads 2-0
In BoulderCU leads 2-0

2011-12 SCHEDULE

Nov. 11.....WESTERN OREGON	Jan. 19*at UCLA
Nov. 13MONTANA STATE	Jan. 21*at USC
Nov. 17...CAL STATE NORTHRIDGE	Jan. 28*OREGON
Nov. 20SOUTHERN UTAH	Feb. 2*COLORADO
Nov. 22 ...at Eastern Washington	Feb. 4*UTAH
Dec. 2.....!-vs. North Texas	Feb. 9*at Washington State
Dec. 3 ...!-vs. Texas A&M-CC/Rice	Feb. 11.....*at Washington
Dec. 10at Pepperdine	Feb. 16*STANFORD
Dec. 13at CSU Bakersfield	Feb. 18*CALIFORNIA
Dec. 16CORBAN U.	Feb. 25*at Oregon
Dec. 19ST. MARY'S	Mar. 1.....*at Utah
Dec. 29*WASHINGTON	Mar. 3.....*at Colorado
Dec. 31.....*WASHINGTON STATE	
Jan. 5*at California	*-Pac-12 Conference Game
Jan. 7*at Stanford	!-Gene Hackerman Invitational
Jan. 12.....*ARIZONA STATE	(Houston, Texas)
Jan. 14*ARIZONA	



Scott Rueck



Sage Indendi
Jr., G





2011-12 OPPONENTS

STANFORD

Sat. Jan. 14, 2012, 4 p.m.,
Boulder, Colo.

Thu. Feb. 23, 2012, 8 p.m.,
Stanford, Calif.

SCHOOL INFORMATION

LocationStanford, Calif.
Founded1891
Enrollment15,319
NicknameCardinal
ColorsCardinal and White
ConferencePac-12
Arena (Capacity)Maples Pavillion (7,329)
PresidentJohn L. Hennessy
Athletic DirectorBob Bowsby

SPORTS INFORMATION

Women's Basketball SIDAaron Juarez
Office650-725-7277
Cell408-250-1598
E-Mailarjuarez@stanford.edu
Fax650-725-2957
Press Row Phone650-723-4418
Websitegostanford.com

COACHING STAFF

Head CoachTara VanDerveer
Record at SU (years)674-147 (25)
Career Record (years)826-198 (32)
Associate Head CoachAmy Tucker
Assistant CoachKate Paye
Assistant CoachTrina Patterson

TEAM INFORMATION

2010-11 Record33-3
2010-11 Conference18-0 (1st)
2011 PostseasonNCAA Women's Final Four
Final Ranking (AP/WBCA)2/4
Letterwinners Returning/Lost9/5
Starters Returning/Lost3/2

KEY RETURNERS (2010-11 STATS)

Chiney Oguwmike, 6-3, So., F (11.7 ppg, 8.0 rpg, 1.5 spg)
Nnemkadi Oguwmike, 6-2, Sr., F (17.5 ppg, 7.6 rpg, 1.2 apg)
Sarah Boothe, 6-5, Jr., F/C (5.6 ppg, 3.2 rpg, 1.0 apg)

SERIES INFORMATION


OverallSU Leads 5-4
In BoulderCU leads 2-1
In StanfordSU leads 4-0
NeutralCU leads 2-0

2011-12 SCHEDULE

Nov. 11at Texas	Jan. 19*WASHINGTON STATE
Nov. 13GONZAGA	Jan. 21*WASHINGTON
Nov. 17OLD DOMINION	Jan. 28*CALIFORNIA
Nov. 21at Connecticut	Feb. 2*at ARIZONA STATE
Nov. 25at Xavier (Ohio)	Feb. 4*at ARIZONA
Nov. 30UC DAVIS	Feb. 9*USC
Dec. 4at Fresno State	Feb. 12*UCLA
Dec. 17PRINCETON	Feb. 16*at Oregon State
Dec. 20TENNESSEE	Feb. 18*at Oregon
Dec. 22CSU BAKERSFIELD	Feb. 23*COLORADO
Dec. 29*at USC	Feb. 25*UTAH
Dec. 31*at UCLA	Feb. 29SEATTLE
Jan. 5*OREGON	Mar. 4*at California
Jan. 7*OREGON STATE	
Jan. 12*at Utah	*Pac-12 Conference Game
Jan. 14*at Colorado	



Tara VanDerveer



Nnemkadi Oguwmike
Sr., F



USC

Thu. Jan. 26, 2012, 7 p.m.,
Boulder, Colo.

SCHOOL INFORMATION

LocationLos Angeles, Calif.
Founded1880
Enrollment33,000
NicknameTrojans/Women of Troy
ColorsCardinal & Gold
ConferencePac-12
Arena (Capacity)Galen Center (10,258)
PresidentC.L. Max Nikias
Athletic DirectorPat Haden

SPORTS INFORMATION

Women's Basketball SIDDarcy Couch
Office213-740-3808
Cell213-725-3447
E-Maildcouch@usc.edu
Fax213-740-7584
Press Row Phone213-740-3900
Websiteusc trojans.com

COACHING STAFF

Head CoachMichael Cooper
Record at USC (years)43-25 (2)
Career Record (years)43-25 (2)
Associate Head CoachLaura Beeman
Assistant CoachMary Wooley
Assistant CoachMichael Cooper II

TEAM INFORMATION

2010-11 Record24-13
2001-11 Conference10-8 (4th)
2011 PostseasonWNIT Finals
Final Ranking (AP/WBCA)NR
Letterwinners Returning/Lost8/4
Starters Returning/Lost4/1

KEY RETURNERS (2010-11 STATS)

Ashley Corral, 5-9, Sr., G (12.9 ppg, 3.6 rpg 3.7 apg.)
Jacki Gemelos, 6-0, Sr., G (12.4 ppg, 4.6 rpg 2.6 apg.)
Briana Gilbreath, 6-1, Sr., G (14.4 ppg, 7.3 rpg, 2.8 apg)

SERIES INFORMATION

OverallUSC leads 4-2
In BoulderUSC leads 2-1
In Los AngelesUSC leads 2-1

2011-12 SCHEDULE

Nov. 11FRESNO STATE	Jan. 21*OREGON STATE
Nov. 18at Nebraska	Jan. 26*at Colorado
Nov. 20at Georgia	Jan. 28*at Utah
Nov. 25#vs. Notre Dame	Feb. 2*WASHINGTON STATE
Nov. 26..#vs. Duke/Gardner Webb	Feb. 5*WASHINGTON
Nov. 30UTSA	Feb. 9*at Stanford
Dec. 4at Gonzaga	Feb. 11*at California
Dec. 15at Arkansas State	Feb. 19*UCLA
Dec. 18at Texas A&M	Feb. 23*ARIZONA
Dec. 21at Pepperdine	Feb. 25*ARIZONA STATE
Dec. 29*STANFORD	Mar. 1*at Washington
Dec. 31*CALIFORNIA	Feb. 3*at Washington State
Jan. 5*at Arizona State	
Jan. 7*at Arizona	*-Pac 12 Conference Game
Jan. 14*at UCLA	#-Junkanoo Jam (Bahamas)
Jan. 19*OREGON	



Michael Cooper



Briana Gilbreath
Sr., G





2011-12 OPPONENTS

UCLA

Sun. Jan. 29, 2012, 2 p.m.,
Boulder, Colo.

SCHOOL INFORMATION

LocationLos Angeles, Calif.
Founded1919
Enrollment39,500
NicknameBruins
ColorsBlue & Gold
ConferencePac-12
Arena (Capacity) ...John Wooden Center (2,000)
ChancellorDr. Gene Block
Athletic DirectorDaniel Guerrero

SPORTS INFORMATION

WBB First ContactSteve Rourke
Office310-206-8187
E-Mailsrourke@athletics.ucla.edu
WBB Second ContactJames Ybiernas
Office310-206-8123
E-Mailjamesy@athletics.ucla.edu
Fax310-825-8664
Press Row Phone310-825-1899
Websiteuclabruins.com

COACHING STAFF

Head CoachCori Close
Record at UCLA (years)0-0 (First)
Career Record (years)0-0 (First)
Assistant CoachJenny Huth
Assistant CoachTony Newnan
Assistant CoachShannon Perry

TEAM INFORMATION

2010-11 Record28-5
2010-11 Conference16-2 (2nd)
2011 PostseasonNCAA 2nd Round
Final Ranking (AP/WBCA)8/13
Letterwinners Returning/Lost9/4
Starters Returning/Lost3/2

KEY RETURNERS (2010-11 STATS)

Rebekah Gardner, 6-1, Sr., G (7.9 ppg, 3.3 rpg, 1.0 apg)
Atonye Nyingifa, 5-11, Jr., F (8.8 ppg, 5.4 rpg, 1.7 spg)
Markel Walker, 6-1, Jr., G/F (8.5 ppg, 5.4 rpg, 3.2 apg)

SERIES INFORMATION

OverallTied 2-2
In BoulderTied 1-1
In Los AngelesTied 1-1

2011-12 SCHEDULE

Nov. 11#McNEESE STATE	Jan. 19*OREGON STATE
Nov. 13#ETSU/TENNESSEE TECH	Jan. 21*OREGON
Nov. 17# Semifinals	Jan. 26*at Utah
Nov. 20# Championship	Jan. 29*at Colorado
Nov. 25!vs. West Virginia	Feb. 2*WASHINGTON
Nov. 26!vs. Colgate/Cal St.Northridge	Feb. 4*WASHINGTON STATE
Nov. 30SAN DIEGO STATE	Feb. 9*at California
Dec. 4at Loyola Marymount	Feb. 12*at Stanford
Dec. 13at LSU	Feb. 19*at USC
Dec. 17TENNESSEE	Feb. 23*ARIZONA STATE
Dec. 20at Temple	Feb. 25*ARIZONA
Dec. 22at St. Joseph's	Mar. 1*at Washington State
Dec. 29*CALIFORNIA	Mar. 3*at Washington
Dec. 31*STANFORD	*Pac-12 Conference Game
Jan. 5*at Arizona	!Preseason WNIT
Jan. 7*at Arizona State	!Holiday Inn Thanksgiving Classic
Jan. 14*USC	(Northridge, Calif.)



Cori Close



Rebekah Gardner
Sr., G



UTAH

Sat, Dec. 31, 2011, 2 p.m., Salt
Lake City, Utah
Sat, Feb. 18, 2012, 5 p.m.,
Boulder, Colo.

SCHOOL INFORMATION

LocationSalt Lake City, Utah
Founded1850
Enrollment30,819
NicknameUtes
ColorsCrimson and White
ConferencePac-12
Arena (Capacity)Jon M. Huntsman Center
(15,000)
Interim President...A. Lorris Betz, M.D., Ph.D.
Athletic DirectorDr. Chris Hill

SPORTS INFORMATION

Women's Basketball SID ...Brooke Frederickson
Office801-581-8302
Cell801-493-9254
E-Mailbfrederickson@huntsman.utah.edu
Fax801-581-4358
Press Row Phone801-581-6657
Websiteutahutes.com

COACHING STAFF

Head CoachAnthony Lévretts
Record at Utah (years)18-17 (1)
Career Record (years)18-17 (1)
Assistant CoachVelaida Harris
Assistant CoachMatt Legerski
Assistant CoachWillette White

TEAM INFORMATION

2010-11 Record18-17
2010-11 Conference7-9 (t-4th/Mountain West)
2011 PostseasonNCAA 1st Round
Final Ranking (AP/USA Today)NR
Letterwinners Returning/Lost7/2
Starters Returning/Lost4/1

KEY RETURNERS (2010-11 STATS)

Janita Badon, 5-7, Sr., G (12.6 ppg, 6.5 rpg, 5.6 apg)
Michelle Plouffe, 6-4, So., F (13.7 ppg, 7.3 rpg, 1.2 bpg)
Iwalani Rodrigues, 5-9, Jr., G (14.9 ppg, 2.8 rpg, 110 3fgm)

SERIES INFORMATION

OverallUtah leads 10-6
In BoulderCU leads 4-2
In Salt Lake CityUtah leads 7-0
NeutralCU leads 2-1

2011-12 SCHEDULE

Nov. 13SOUTHERN UTAH	Jan. 19*at Arizona
Nov. 17at Michigan	Jan. 21*at Arizona State
Nov. 20at Arkansas	Jan. 26*UCLA
Nov. 25\$vs. Detroit	Jan. 28*USC
Nov. 26\$vs. South Alabama	Feb. 2*at Oregon
Dec. 1WEBER STATE	Feb. 4*at Oregon State
Dec. 6IDAHO STATE	Feb. 9*ARIZONA STATE
Dec. 10at BYU	Feb. 11*ARIZONA
Dec. 17TEXAS SOUTHERN	Feb. 18*at Colorado
Dec. 21NEW MEXICO STATE	Feb. 23*at California
Dec. 28UTAH VALLEY	Feb. 25*at Stanford
Dec. 31*COLORADO	Mar. 1*OREGON STATE
Jan. 5*at Washington State	Mar. 3*OREGON
Jan. 7*at Washington	
Jan. 12*STANFORD	*-Pac 12 Conference Game
Jan. 15*CALIFORNIA	\$-UTSA Tournament (San Antonio, Texas)



Anthony Lévretts



Janita Badon
Sr., G





2011-12 OPPONENTS

WASHINGTON

Thu, Jan. 5, 2012, 8 p.m.,
Seattle, Wash.

SCHOOL INFORMATION

LocationSeattle, Wash.
 Founded1861
 Enrollment42,000
 NicknameHuskies
 ColorsPurple and Gold
 ConferencePac-12
 Arena (Capacity)Bank of America Arena
 (10,000)
 PresidentMichael K. Young
 Athletic DirectorScott Woodward

SPORTS INFORMATION

Women's Basketball SIDJeremy Cothran
 Office206-685-3120
 CellN/A
 E-Mailcothranj@u.washington.edu
 Fax(206) 543-5000
 Press Row PhoneN/A
 WebsiteGoHuskies.com

COACHING STAFF

Head CoachKevin McGuff
 Record at UW (years)0-0 (First)
 Career Record (years)213-73 (9)
 Associate CoachMike Neighbors
 Associate CoachKevin Morrison
 Assistant CoachAdia Barnes

TEAM INFORMATION

2010-11 Record11-17
 2010-11 Conference6-12 (t-7th)
 2011 PostseasonDNP
 Final Ranking (AP/WBCA)NR
 Letterwinners Returning/Lost6/1
 Starters Returning/Lost3/2

KEY RETURNERS (2010-11 STATS)

Mackenzie Argens, 6-3, Sr., F/C (7.1 ppg, 5.9 rpg, 1.2 spg)
 Kristi Kingma, 5-10, Sr., G/F (15.6 ppg, 4.9 rpg, 2.2 apg)
 Regina Rogers, 6-3, Sr., C (10.0 ppg, 5.4 rpg, .524 fg%)

SERIES INFORMATION

OverallCU leads 6-2
 In BoulderCU leads 3-1
 In SeattleCU leads 2-1
 NeutralCU leads 1-0

2011-12 SCHEDULE

Nov. 11UC DAVIS	Jan. 19*at California
Nov. 16SEATTLE U.	Jan. 21*at Stanford
Nov. 19CAL STATE NORTHRIDGE	Jan. 26*ARIZONA
Nov. 23at UC Santa Barbara	Jan. 28*ARIZONA STATE
Nov. 26at San Diego State	Feb. 2*at UCLA
Nov. 30at Idaho	Feb. 5*at USC
Dec. 4LONG BEACH STATE	Feb. 9*OREGON
Dec. 9PORTLAND	Feb. 11*OREGON STATE
Dec. 18HOUSTON	Feb. 16*at Arizona State
Dec. 20SOUTHERN	Feb. 19*at Arizona
Dec. 29*at Oregon State	Feb. 26*WASHINGTON STATE
Jan. 31*at Oregon	Mar. 1*USC
Jan. 5*COLORADO	Mar. 3*UCLA
Jan. 7*UTAH	
Jan. 14*at Washington State	

*-Pac 12 Conference Game



Kevin McGuff



Regina Rogers
Sr., C



WASHINGTON STATE

Sat. Jan. 7, 2012, 2 p.m.,
Pullman, Wash.

SCHOOL INFORMATION

LocationPullman, Wash.
 Founded1890
 Enrollment20,060
 NicknameCougars
 ColorsCrimson & Gray
 ConferencePac-12
 Arena (Capacity)Friel Court (11,671)
 PresidentElson S. Floyd
 Athletic DirectorBill Moos

SPORTS INFORMATION

Women's Basketball SIDBobby Alworth
 Office509-335-5785
 Cell951-452-6129
 E-Mailbobby.alworth@wsu.edu
 Fax509-335-0267
 Press Row Phone509-335-2684
 Websitewsucougars.com

COACHING STAFF

Head CoachJune Daugherty
 Record at WSU (years)25-66 (4)
 Career Record (years)346-303 (22)
 Associate Head CoachMike Daugherty
 Assistant CoachMo Hines
 Assistant CoachBrian Holsinger

TEAM INFORMATION

2010-11 Record8-23
 2010-11 Conference6-12 (t-7th)
 2011 PostseasonN/A
 Final Ranking (AP/WBCA)NR
 Letterwinners Returning/Lost11/3
 Starters Returning/Lost4/1

KEY RETURNERS (2010-11 STATS)

Ireti Amojio, 5-10, So., G (8.5 ppg, 2.0 rpg, 1.6 apg)
 Sage Romberg, 6-1, So., G/F (9.5 ppg, 4.7 rpg, 1.9 apg)
 Jazmine Perkins, 5-10, Sr., G (9.3 ppg, 5.3 rpg, 1.8 spg)

SERIES INFORMATION

OverallTied 1-1
 In BoulderCU leads 1-0
 In PullmanWSU leads 1-0

2011-12 SCHEDULE

Nov. 11#at Penn State	Jan. 14*WASHINGTON
Nov. 13#vs. Middle Tennessee State/UNC Wilmington	Jan. 19*at Stanford
Nov. 18at Wisconsin	Jan. 22*at California
Nov. 20at South Dakota State	Jan. 26*ARIZONA STATE
Nov. 24!vs. Marquette	Jan. 28*ARIZONA STATE
Nov. 25!vs. Michigan	Feb. 2*at USC
Nov. 26!vs. Prairie View A&M	Feb. 4*at UCLA
Nov. 30GONZAGA	Feb. 9*OREGON STATE
Dec. 2SAN DIEGO STATE	Feb. 11*OREGON
Dec. 11UC RIVERSIDE	Feb. 16*at Arizona
Dec. 19LOUISVILLE	Feb. 18*at Arizona State
Dec. 22at Ohio State	Feb. 26*at Washington
Dec. 29*at Oregon	Mar. 1*UCLA
Dec. 31*at Oregon State	Mar. 3*USC
Jan. 5*UTAH	
Jan. 7*COLORADO	

*- Pac-12 Conference Game
 #- Lady Lion Classic (University Park, Pa.)
 !-Paradise Jam (St. Thomas, Virgin Islands)



June Daugherty



Jazmine Perkins
Sr., G



2011-12 PAC-12 COMPOSITE SCHEDULE**Friday, November 11**

UC Riverside at Arizona State, 12 p.m.
 Western Oregon at Oregon State, 1 p.m.
 UC Davis at Washington, 2 p.m.
 Arizona at Georgia Southern, 3 p.m.
 McNeese State at UCLA, 3 p.m.
 Preseason WNIT First Round, Los Angeles, Calif.
 Washington State at Penn State, 4 p.m.
 Lady Lion Classic, University Park, Pa.
 Northern Arizona at Colorado, 5:30 p.m.
 Stanford at Texas, 6 p.m.
 Fresno State at USC, 6 p.m.

Sunday, November 13

Washington State at Middle Tennessee State/UNC
 Wilmington, 10 a.m. or 12 p.m.
 Lady Lion Classic, University Park, Pa.
 Arizona at Georgia State, 2 p.m.
 California at Rutgers, 12 p.m.
 Arizona State at Colorado State, 2 p.m.
 Cal Poly at Oregon, 3 p.m.
 Montana State at Oregon State, 3 p.m.
 Gonzaga at Stanford, 3 p.m.
 East Tennessee State/Tennessee Tech at UCLA, 3 p.m.
 Preseason WNIT Second Round, Los Angeles,
 Calif.
 Southern Utah at Utah, 3 p.m.

Wednesday, November 16

Colorado at Texas A&M-Corpus Christi, 6 p.m.
 Seattle at Washington, 8 p.m.

Thursday, November 17

Utah at Michigan, 4 p.m.
 Wichita State at Arizona, 7 p.m.
 Sacramento State at California, 8 p.m.
 Cal State Northridge at Oregon State, 8 p.m.
 Old Dominion at Stanford, 8 p.m.
 UCLA vs. TBA, TBA
 Preseason WNIT Semifinals, TBA

Friday, November 18

Washington State at Wisconsin, 6 p.m.
 USC at Nebraska, 6:05 p.m.
 Illinois at Oregon, 8 p.m.

Saturday, November 19

Cal State Northridge at Washington, 3 p.m.

Sunday, November 20

Utah at Arkansas, 12 p.m.
 USC at Georgia, 12 p.m.
 Washington State at South Dakota State, 1 p.m.
 Colorado at Colorado State, 2 p.m.
 Boston College at Arizona State, 2 p.m.
 Illinois at California, 3 p.m.
 Portland State at Oregon, 8 p.m.
 Southern Utah at Oregon State, 8 p.m.
 UCLA vs. TBA, TBA
 Preseason WNIT Championship, TBA

Monday, November 21

Stanford at Connecticut, 5 p.m. (ESPNU)
 Arizona at New Mexico State, 7 p.m.

Tuesday, November 22

Oregon State at Eastern Washington, 7 p.m.

Wednesday, November 23

Washington at UC Santa Barbara, 8 p.m.

Thursday, November 24

Weber State at Oregon, 5 p.m.
 Global Sports Cage Classic, Eugene, Ore.
 Washington State vs. Marquette, 6 p.m.
 Paradise Jam, St. Thomas, Virgin Islands

Friday, November 25

Stanford at Xavier, 2 p.m.
 Arizona State vs. Illinois, TBA
 San Juan Shootout, San Juan, Puerto Rico
 UC Irvine at Oregon, 3 p.m.
 Global Sports Cage Classic, Eugene, Ore.
 Utah vs. Detroit, 4 p.m.
 UTSA Thanksgiving Classic, San Antonio, Texas
 Washington State vs. Michigan, 6 p.m.
 Paradise Jam, St. Thomas, Virgin Islands
 UCLA vs. West Virginia, 6 p.m.
 Holiday Inn Thanksgiving Basketball Classic,
 Northridge, Calif.
 Valparaiso at Colorado, 7:30 p.m.
 25th Annual Omni Hotels Classic, Boulder,
 Colo.
 California at Hawai'i, 8 p.m.
 Waikiki Beach Marriott Rainbow Wahine
 Showdown, Honolulu, Hawai'i
 USC vs. Notre Dame, TBA
 Junkanoo Jam, Bahamas

Saturday, November 26

Utah vs. South Alabama, 2 p.m.
 UTSA Thanksgiving Classic, San Antonio, Texas
 Washington at San Diego State, 2 p.m.
 Arizona State vs. Rutgers, TBA
 San Juan Shootout, San Juan, Puerto Rico
 California vs. Texas, 3 p.m.
 Waikiki Beach Marriott Rainbow Wahine
 Showdown, Honolulu, Hawai'i
 TBA at Colorado, 5 p.m. or 7:30 p.m.
 25th Annual Omni Hotels Classic, Boulder, Colo.
 UCLA at Cal State Northridge or vs. Colgate, 6
 p.m. or 8:30 p.m. PT
 Holiday Inn Thanksgiving Basketball Classic,
 Northridge, Calif.
 USC vs. Duke/Gardner Webb, TBA
 Junkanoo Jam, Bahamas

Sunday, November 27

Nicholls State at Oregon, 3 p.m.
 Global Sports Cage Classic, Eugene, Ore.
 California vs. Virginia, 6 p.m.
 Waikiki Beach Marriott Rainbow Wahine
 Showdown, Honolulu, Hawai'i

Monday, November 28

North Texas at Arizona, 11 a.m.

Wednesday, November 30

San Francisco at Colorado, 7 p.m.
 Washington at Idaho, 7 p.m.
 UC Davis at Stanford, TBA
 San Diego State at UCLA, 8 p.m.
 UTSA at USC, 8 p.m.
 Gonzaga at Washington State, 9 p.m.

Thursday, December 1

Arizona vs. BYU, 6 p.m.
 Hukilau Invitational, Laie, Hawai'i
 Weber State at Utah, 7 p.m.
 Oregon at Fresno State, 8 p.m.

Friday, December 2

Eastern Washington at Arizona State, 10:30 a.m.
 ASU Classic, Tempe, Ariz.
 Oregon State vs. North Texas, 4 p.m.
 Gene Hackerman Invitational, Houston, Texas
 Arizona vs. Syracuse, 6 p.m.
 Hukilau Invitational, Laie, Hawai'i
 San Diego State at Washington State, 8 p.m.

Saturday, December 3

Illinois State/Arkansas State at Arizona State,
 TBA
 ASU Classic, Tempe, Ariz.
 Cal State Bakersfield at California, 2:30 p.m.
 Doubletree by Hilton Berkeley Marina Cal
 Classic, Berkeley, Calif.
 Arizona at BYU-Hawai'i, 6 p.m.
 Hukilau Invitational, Laie, Hawai'i
 Oregon State at Rice/Texas A&M-Corpus Christi,
 TBA
 Gene Hackerman Invitational, Houston, Texas

Sunday, December 4

Idaho at Colorado, 12 p.m.
 Portland at Oregon, 3 p.m.
 Stanford at Fresno State, 3 p.m.
 USC at Gonzaga, 3 p.m.
 Long Beach State at Washington, 3 p.m.
 UNLV/Prairie View A&M at California, 3:30 p.m.
 Doubletree by Hilton Berkeley Marina Cal
 Classic, Berkeley, Calif.
 UCLA at Loyola Marymount, 6 p.m.

Tuesday, December 6

Cal State Fullerton at Arizona State, 6:30 p.m.
 Idaho State at Utah, 7 p.m.

Thursday, December 8

Denver at Colorado, 7 p.m.
 California at Saint Mary's, 8 p.m.

Friday, December 9

Portland at Washington, 8 p.m.

Saturday, December 10

Santa Clara at California, 3 p.m.
 Utah at BYU, 3 p.m. (BYUtv)
 Oregon State at Pepperdine, 5 p.m.

Sunday, December 11

Long Beach State at Arizona, 1 p.m.
 Oregon at Denver, 1:30 p.m.
 UC Riverside at Washington State, 4:30 p.m.

Tuesday, December 13

UCLA at LSU, 6 p.m.
 Oregon State at Cal State Bakersfield, 8 p.m.
 UC Santa Barbara at USC, 8 p.m.

Wednesday, December 14

Oregon at Nevada, 8 p.m.

Thursday, December 15

USC at Arkansas State, 6 p.m.

Friday, December 16

Arizona State at DePaul, 6 p.m.
 Corban at Oregon State, 8 p.m.

Saturday, December 17

Princeton at Stanford, 2 p.m.
 Ohio State at California, 3 p.m.
 Tennessee at UCLA, 3 p.m.
 Texas Southern at Utah, 3 p.m.
 Weber State at Colorado, 4 p.m.

Sunday, December 18

Arizona at Arkansas-Pine Bluff, 12 p.m.
 USC at Texas A&M, 1 p.m. (FSN)
 Houston at Washington, 3:30 p.m.

Monday, December 19

Louisville at Washington State, 7 p.m.
 Cal State Northridge at Oregon, 8 p.m.
 Saint Mary's at Oregon State, 8 p.m.



2011-12 PAC-12 COMPOSITE SCHEDULE

Tuesday, December 20

Colorado vs. Texas-Pan American, 4 p.m.
 UTSA Holiday Classic, San Antonio, Texas
 UCLA at Temple, 5 p.m.
 Army at Arizona State, 6:30 p.m.
 Dartmouth at California, 8 p.m.
 Tennessee at Stanford, 8 p.m. (FSN)
 Southern at Washington, 8 p.m.

Wednesday, December 21

Saint Mary's at Oregon, 1 p.m.
 USC at Pepperdine, 2 p.m.
 Colorado vs. Creighton, 4 p.m.
 UTSA Holiday Classic, San Antonio, Texas
 New Mexico at Arizona, 5 p.m.
 New Mexico State at Utah, 7 p.m.

Thursday, December 22

UCLA at Saint Joseph's, 11 a.m.
 Cal State Bakersfield at Stanford, 3 p.m.
 Washington State at Ohio State, 5 p.m.

Wednesday, December 28

UTEP at Arizona State, 6:30 p.m.
 UNLV at Arizona, 7 p.m.
 Utah Valley at Utah, 7 p.m.

Thursday, December 29

California at UCLA, 8 p.m.
 Stanford at USC, 8 p.m.
 Washington State at Oregon, 8 p.m.
 Washington at Oregon State, 8 p.m.

Saturday, December 31

Arizona at Arizona State, 12 p.m. (FSN)
 California at USC, 12 p.m.
 Colorado at Utah, 2 p.m.
 Stanford at UCLA, 3 p.m.
 Washington at Oregon, 3 p.m.
 Washington State at Oregon State, 3 p.m.

Thursday, January 5

USC at Arizona State, 6:30 p.m.
 UCLA at Arizona, 7 p.m.
 Oregon at Stanford, 7 p.m.
 Oregon State at California, 8 p.m.
 Colorado at Washington, 8 p.m.
 Utah at Washington State, 8 p.m.

Saturday, January 7

Colorado at Washington State, 2 p.m.
 USC at Arizona, 2 p.m.
 Oregon at California, 3 p.m.
 Oregon State at Stanford, 3 p.m.
 Utah at Washington, 3 p.m.
 UCLA at Arizona State, 4 p.m. (FSN)

Thursday, January 12

California at Colorado, 7 p.m.
 Stanford at Utah, 7 p.m.
 Arizona at Oregon, 8 p.m.
 Arizona State at Oregon State, 8 p.m.

Saturday, January 14

Washington at Washington State, 2 p.m.
 Arizona at Oregon State, 3 p.m.
 Arizona State at Oregon, 3 p.m.
 USC at UCLA, 3 p.m.
 Stanford at Colorado, 4 p.m. (ROOT)

Sunday, January 15

California at Utah, 2:30 p.m. (FSN)

Thursday, January 19

Colorado at Arizona State, 11 a.m.
 Utah at Arizona, 7 p.m.
 Washington at California, 8 p.m.
 Oregon at USC, 8 p.m.
 Oregon State at UCLA, 8 p.m.
 Washington State at Stanford, 8 p.m.

Saturday, January 21

Utah at Arizona State, 2 p.m.
 Oregon at UCLA, 2 p.m.
 Oregon State at USC, 3 p.m.
 Washington at Stanford, 3 p.m.

Sunday, January 22

Colorado at Arizona, 2:30 p.m. (FSN)
 Washington State at California, 4:30 p.m. (FSN)

Thursday, January 26

USC at Colorado, 7 p.m.
 UCLA at Utah, 7 p.m.
 Arizona at Washington, 8 p.m.
 Arizona State at Washington State, 8 p.m.

Saturday, January 28

Arizona at Washington State, 2 p.m.
 Arizona State at Washington, 3 p.m.
 California at Stanford, 3 p.m.
 USC at Utah, 3 p.m.
 Oregon at Oregon State, 5 p.m. (FSN)

Sunday, January 29

UCLA at Colorado, 2 p.m. (FSN)

Thursday, February 2

California at Arizona, 7 p.m.
 Stanford at Arizona State, 7 p.m. (FSN)
 Colorado at Oregon State, 8 p.m.
 Utah at Oregon, 8 p.m.
 Washington at UCLA, 8 p.m.
 Washington State at USC, 8 p.m.

Saturday, February 4

Stanford at Arizona, 2 p.m.
 California at Arizona State, 2 p.m.
 Colorado at Oregon, 3 p.m.
 Utah at Oregon State, 3 p.m.
 Washington State at UCLA, 3 p.m.

Sunday, February 5

Washington at USC, 2 p.m. (FSN)

Thursday, February 9

Arizona at Colorado, 7 p.m.
 Arizona State at Utah, 7 p.m.
 USC at Stanford, 7 p.m. (FSN)
 Oregon at Washington, 8 p.m.
 Oregon State at Washington State, 8 p.m.
 UCLA at California, 8 p.m.

Saturday, February 11

Arizona State at Colorado, 7 p.m. (FSN-Wildcard)
 Arizona at Utah, 9 p.m. (FSN-Wildcard)
 USC at California, 9 p.m. (FSN-Wildcard)
 Oregon at Washington State, 9 p.m. (FSN-Wildcard)
 Oregon State at Washington, 9 p.m. (FSN-Wildcard)

Sunday, February 12

UCLA at Stanford, 1 p.m. (FSN)

Thursday, February 16

Washington at Arizona State, 6:30 p.m.
 Washington State at Arizona, 7 p.m.
 California at Oregon, 7 p.m.*
 Stanford at Oregon State, 8 p.m.

Saturday, February 18

Washington State at Arizona State, 2 p.m.
 California at Oregon State, 3 p.m.
 Stanford at Oregon, 3 p.m.
 Utah at Colorado, 5 p.m. (ROOT)

Sunday, February 19

UCLA at USC, 1p.m. (FSN)
 Washington at Arizona, 3 p.m. (FSN)

Thursday, February 23

Arizona at USC, 8 p.m.
 Arizona State at UCLA, 8 p.m.
 Utah at California, 8 p.m.
 Colorado at Stanford, 8 p.m.

Saturday, February 25

Arizona at UCLA, 3 p.m.
 Arizona State at USC, 3 p.m.
 Colorado at California, 3 p.m.
 Oregon State at Oregon, 3 p.m.
 Utah at Stanford, 3 p.m.

Sunday, February 26

Washington State at Washington, 1 p.m. (FSN)

Wednesday, February 29

Seattle at Stanford, 8 p.m.

Thursday, March 1

Oregon at Colorado, 6:30 p.m. (ROOT)
 Oregon State at Utah, 7 p.m.
 USC at Washington, 8 p.m.
 UCLA at Washington State, 8 p.m.

Saturday, March 3

Arizona State at Arizona, 2 p.m.
 Oregon State at Colorado, 4 p.m.
 Oregon at Utah, 3 p.m.
 UCLA at Washington, 3 p.m.
 USC at Washington State, 2 p.m.

Sunday, March 4

Stanford at California, 7 p.m. (FSN)

2012 Pacific Life Pac-12 Basketball Tournament

Wednesday-Saturday, March 7-10, 2012

Galen Center/STAPLES Center,
 Los Angeles, Calif.

Wednesday, March 7 • Galen Center

Game 1: #8 Seed vs. #9 Seed, 1 p.m.
 Game 2: #5 Seed vs. #12 Seed, 3:15 p.m.
 Game 3: #7 Seed vs. #10 Seed, 6 p.m.
 Game 4: #6 Seed vs. #11 Seed, 8:15 p.m.

Thursday, March 8 • Galen Center

Game 5: Gm 1 Winner vs. #1 Seed, 1 p.m.
 Game 6: Gm 2 Winner vs. #4 Seed, 2:15 p.m.
 Game 7: Gm 3 Winner vs. #2 Seed, 6 p.m.
 Game 8: Gm 4 Winner vs. #3 Seed, 8:15 p.m.

Friday, March 9 • STAPLES Center

Game 9: Semifinal #1, 1 p.m. (FSN)
 Game 10: Semifinal #2, 3:30 p.m. (FSN)

Saturday, March 10 • STAPLES Center

Game 11: Championship Game, 11:30 a.m. (FSN)



ALL-TIME OPPONENT SERIES HISTORY

CU Ranking	Opp. Ranking	CU Ranking	Opp. Ranking	CU Ranking	Opp. Ranking	CU Ranking	Opp. Ranking						
ADAMS STATE (2-0) (Home: 2-0) Nov. 29, 1982 W 100-58 (H) Nov. 23, 1985 W 106-54 (H)		ARIZONA STATE (9-0) (Home: 5-0, Away: 3-0, Neutral: 1-0) Feb. 22, 1975 W 71-44 (H) Feb. 12, 1976 W 55-46 (A) Feb. 3, 1977 W 84-77 (H) Jan. 20, 1978 W 83-55 (H) Jan. 27, 1979 W 77-64 (A) Dec. 6, 1980 W 72-64 (A) Nov. 19, 1983 W 95-73 (H) Jan. 4, 1985 W 86-68 (N) Dec. 9, 1987 W 103-63 (H)		Jan. 10, 1998 L 57-76 (A) Feb. 20, 1999 L 52-62 (H) Feb. 23, 2000 L 90-91 (A) * Feb. 3, 2001 W 85-66 (H) 23/RV 20/22 Feb. 20, 2002 L 69-80 (A) 11/13 9/8 Jan. 29, 2003 W 66-59 (H) Jan. 7, 2004 W 69-59 (A) 14/14 24/RV Feb. 26, 2005 L 65-84 (H) 6/8 Feb. 22, 2006 L 40-86 (A) 10/10 Feb. 21, 2007 L 67-75 (H) 14/14 Feb. 27, 2008 L 62-76 (A) 8/8 Jan. 10, 2009 L 50-63 (H) 6/5 Feb. 6, 2010 L 42-76 (A) 15/17 Mar. 11, 2010 L 65-72 (N) 16/18 Mar. 5, 2011 L 59-81 (H) 3/3		CAL POLY-POMONA (0-1) (Neutral: 0-1) Dec. 18, 1987 L 68-74 (N)		CSU BAKERSFIELD (1-0) (Home: 1-0) Dec. 28, 2006 W 76-61 (H)		CAL STATE-FULLERTON (4-1) (Home: 2-0, Away: 1-1, Neutral: 1-0) Dec. 3, 1981 W 89-77 (N) Dec. 12, 1986 W 77-51 (H) Dec. 30, 1987 W 77-63 (A) Nov. 18, 2005 W 100-71 (H) Dec. 7, 2006 L 77-89 (A)			
AIR FORCE (3-0) (Home: 2-0, Away: 1-0) Jan. 28, 1978 W 78-57 (H) Feb. 3, 1979 W 90-69 (A) Dec. 5, 2001 W 80-47 (H) 15/14		ARKANSAS (2-1) (Home: 1-0, Away: 1-1) Jan. 9, 1992 L 51-56 (A) Dec. 8, 1992 W 94-67 (H) 19/17 Nov. 21, 1995 W 73-71 (A) 11/11 9/9		BOSTON UNIVERSITY (1-0) (Neutral: 1-0) Dec. 1, 1990 W 94-56 (N)		CAL STATE-NORTHRIIDGE (1-0) (Home: 1-0) Nov. 19, 2006 W 80-64 (H)		CENTRAL FLORIDA (1-0) (Home: 1-0) Nov. 16, 2008 W 86-59 (H)					
ALBANY (1-0) (Home: 1-0) Nov. 17, 2000 W 93-43 (H)		ARKANSAS-PINE BLUFF (1-0) (Home: 1-0) Dec. 2, 2008 W 73-39 (H)		BOWLING GREEN (2-0) (Home: 2-0) Nov. 29, 1996 W 74-62 (H) 18/13 Nov. 23, 2001 W 96-44 (H) 14/12		CENTRAL MICHIGAN (2-0) (Home: 2-0) Dec. 21, 1990 W 63-60 (H) Nov. 29, 1997 W 71-49 (H) 16/17		CHARLESTON (1-0) (Neutral: 1-0) Dec. 20, 1985 W 81-66 (N)					
ALCORN STATE (1-0) (Neutral: 1-0) Dec. 8, 1996 W 62-45 (N) 17/13		AUBURN (0-1) (Home: 0-1) Mar. 17, 1996 L 61-68 (H) * 17/17 19/18		BRIGHAM YOUNG (8-7) (Home 8-3, Away 2-5, Neutral 1-0) Feb. 15, 1975 L 44-60 (A) Feb. 7, 1976 L 77-81 (H) Jan. 29, 1977 L 65-89 (A) Feb. 24, 1978 L 69-84 (H) Mar. 2, 1979 L 82-99 (A) Mar. 7, 1980 L 91-101 (A) Mar. 6, 1981 W 97-82 (N) Jan. 29, 1982 W 109-75 (H) Feb. 20, 1982 L 75-77 (A) Nov. 18, 1983 W 89-72 (H) Jan. 8, 1986 W 85-84 (A) Nov. 23, 1996 W 78-73 (A) 18/15 Nov. 22, 1997 W 84-68 (H) 18/16 Mar. 11, 1999 W 70-53 (H) Mar. 22, 2003 W 84-45 (H)		BAYLOR (8-12) (Home: 5-5, Away: 2-6, Neutral: 1-1) Dec. 22, 1980 W 75-50 (H) 20 Dec. 7, 1985 W 75-62 (N) Dec. 21, 1992 W 84-58 (A) 13/13 Jan. 2, 1996 W 81-59 (H) 13/10 Jan. 22, 1997 W 83-60 (H)		BUFFALO (2-0) (Home: 1-0, Away: 1-0) Jan. 2, 2003 W 76-47 (A) 25/25 Jan. 3, 2004 W 98-47 (H) 13/13		CHARLOTTE (1-0) (Home: 1-0) Nov. 25, 2006 W 78-65 (H)		COLORADO COLLEGE (2-0) (Home: 2-0) Nov. 20, 1981 W 97-39 (H) Feb. 15, 1983 W 83-58 (H)	
AMERICAN (1-0) (Neutral: 1-0) Dec. 4, 1998 W 90-70 (N)		BAYLOR (8-12) (Home: 5-5, Away: 2-6, Neutral: 1-1) Dec. 22, 1980 W 75-50 (H) 20 Dec. 7, 1985 W 75-62 (N) Dec. 21, 1992 W 84-58 (A) 13/13 Jan. 2, 1996 W 81-59 (H) 13/10 Jan. 22, 1997 W 83-60 (H)		BUTLER (1-0) (Home: 1-0) Nov. 25, 2000 W 86-57 (H)		COLORADO STATE (31-11) (Home: 21-2, Away: 10-9) Jan. 31, 1975 L 53-74 (H) Feb. 6, 1975 L 42-81 (A) Nov. 20, 1975 W 53-38 (A) Jan. 23, 1976 W 85-49 (H) Jan. 29, 1976 W 70-41 (H) Dec. 3, 1976 W 90-79 (H) Jan. 14, 1977 W 62-40 (A) Nov. 17, 1977 W 86-62 (H) Mar. 2, 1978 L 69-80 (A) Nov. 17, 1978 W 83-60 (A) Jan. 13, 1979 W 97-55 (H) Nov. 16, 1979 W 112-48 (H) Dec. 20, 1980 W 94-77 (A) 20 Dec. 19, 1981 W 79-76 (H) 18 Mar. 13, 1982 W 70-61 (H) Nov. 20, 1982 W 78-49 (H) Dec. 2, 1982 W 90-56 (H) Dec. 8, 1982 W 72-60 (A) Dec. 7, 1983 W 82-69 (H) Jan. 10, 1984 L 48-63 (A) Dec. 5, 1984 L 56-61 (A) Dec. 11, 1985 W 89-61 (H) Dec. 10, 1986 W 75-64 (A) Jan. 9, 1988 W 82-59 (H) Dec. 30, 1988 W 74-47 (A) Dec. 30, 1989 W 91-61 (H) Jan. 5, 1991 L 51-57 (H) Nov. 26, 1991 W 77-50 (H) Dec. 10, 1992 W 90-69 (A) 19/17 Nov. 30, 1993 W 75-55 (H) 11/12		COLGATE (1-0) (Home: 1-0) Dec. 30, 2010 W 74-52 (H)		COLORADO STATE (2-0) (Home: 2-0) Nov. 20, 1981 W 97-39 (H) Feb. 15, 1983 W 83-58 (H)			
ARIZONA (6-3) (Home: 4-1, Away: 2-2) Feb. 21, 1975 L 36-75 (H) Feb. 14, 1976 L 65-70 (A) * Feb. 5, 1977 W 79-58 (H) Feb. 18, 1978 W 73-64 (H) Feb. 22, 1979 W 90-71 (A) Dec. 11, 1988 L 69-75 (A) * 20/25 Dec. 31, 1989 W 78-69 (H) Jan. 1, 1991 W 75-69 (A) * Nov. 24, 1991 W 74-53 (H)		UT-IRVINE (3-0) (Home: 2-0, Away: 1-0) Dec. 30, 1993 W 75-54 (A) 5/6 Dec. 30, 1994 W 84-47 (H) 9/8 Nov. 15, 2009 W 61-56 (H)		UT-RIVERSIDE (2-0) (Home: 2-0) Dec. 29, 2000 W 63-50 (N) Mar. 17, 2011 W 71-62 (H)		UT-SANTA BARBARA (1-3) (Home: 1-1, Away: 0-2) Mar. 20, 1993 W 81-54 (H) 10/10 Dec. 21, 1996 L 59-70 (A) RV/25 Dec. 30, 1997 L 77-83 (H) 21/23 Mar. 20, 2004 L 49-76 (A) 17/16 RV/-							





ALL-TIME OPPONENT SERIES HISTORY

CU Ranking	Opp. Ranking	CU Ranking	Opp. Ranking	CU Ranking	Opp. Ranking	CU Ranking	Opp. Ranking
Dec. 1, 1999	L 67-73 (A)			Mar. 16, 1995	W 83-49 (H)	2/3	
Dec. 6, 2000	L 70-72 (H)			HOUSTON (1-1)			
Nov. 28, 2001	L 69-81 (A)	11/10	15/16	(Home: 1-1)			
Dec. 12, 2002	W 65-51 (H)			Dec. 4, 1987	L 78-79 (H)		
Dec. 3, 2003	W 81-74 (A)	17/15		Nov. 24, 2001	W 88-58 (H)	14/12	
Dec. 8, 2004	W 83-77 (H)			HOWARD (1-0)			
Nov. 30, 2005	L 83-86 (A)		16/16	(Home: 1-0)			
Nov. 29, 2006	W 56-51 (H)			Nov. 24, 2000	W 96-45 (H)		
Dec. 1, 2007	W 82-47 (A)			IDAHO (1-0)			
Nov. 19, 2008	W 93-63 (H)			(Home: 1-0)			
Dec. 11, 2009	L 61-69 (A)			Nov. 27, 1998	W 77-66 (H)		
Dec. 8, 2010	W 73-49 (H)			IDAHO STATE (7-1)			
COLORADO WOMEN'S COLLEGE (3-0)				(Home: 5-0, Away: 2-1)			
(Home: 3-0)				Feb. 1, 1980	W 81-52 (A)		
Dec. 29, 1979	W 103-52 (H)			Feb. 29, 1980	W 94-42 (H)		
Nov. 18, 1980	W 107-73 (H)			Jan. 31, 1981	W 94-37 (H)		
Dec. 16, 1981	W 89-67 (H)	18		Feb. 21, 1981	W 94-61 (A)		
CREIGHTON (1-2)				Jan. 22, 1982	L 55-61 (A)	16	
(Home: 0-1, Away: 0-1, Neutral: 1-0)				Feb. 13, 1982	W 116-55 (H)		
Nov. 27, 1987	W 76-60 (N)			Nov. 28, 2003	W 95-65 (H)	20/16	
Dec. 4, 2004	L 68-84 (H)			Dec. 30, 2008	W 73-57 (H)		
Dec. 3, 2005	L 72-77 (A)			ILLINOIS (2-2)			
DARTMOUTH (1-0)				(Home: 2-1, Away: 0-1)			
(Home: 1-0)				Nov. 29, 1991	W 83-65 (H)		
Dec. 21, 2007	W 57-43 (H)			Jan. 4, 1998	L 44-88 (A)	21/23	13/13
DAYTON (1-1)				Dec. 28, 1999	W 78-70 (H)		17/20
(Home: 1-0, Neutral: 0-1)				Dec. 4, 2010	L 59-63 (H)		
Nov. 25, 1988	W 86-53 (H)			ILLINOIS-CHICAGO (1-0)			
Dec. 19, 2010	L 50-70 (N)			(Neutral: 1-0)			
DELAWARE (1-0)				Nov. 20, 2009	W 63-49 (N)		
(Neutral: 1-0)				ILLINOIS STATE (1-1)			
Dec. 22, 1985	W 84-68 (N)			(Home: 1-0, Away: 0-1)			
DELTA STATE (1-0)				Nov. 26, 1988	W 74-60 (H)		
(Home: 1-0)				Nov. 30, 1989	L 60-72 (A)		
Jan. 30, 1981	W 83-65 (H)			INDIANA (0-1)			
DENVER (4-2)				(Neutral: 0-1)			
(Home: 3-0, Away: 1-2)				Dec. 6, 1985	L 66-69 (N)		
Nov. 15, 1977	W 95-72 (A)			IOWA (2-1)			
Dec. 13, 1978	W 85-50 (H)			(Home: 1-0, Away: 0-1, Neutral: 1-0)			
Nov. 14, 1998	W 70-58 (H)			Jan. 3, 1993	W 72-70 (N)	10/10	4/4
Nov. 19, 1999	L 67-71 (A)			Dec. 10, 2000	L 66-92 (A)		
Dec. 2, 2009	W 84-57 (H)			Dec. 2, 2001	W 92-83 (H)	11/10	
Nov. 16, 2010	L 69-70 (A)			IOWA STATE (37-30)			
DETROIT MERCY (1-0)				(Home: 19-10, Away: 12-16, Neutral: 6-4)			
(Home: 1-0)				Jan. 22, 1977	W 72-71 (H)		
Nov. 24, 2002	W 86-43 (H)			Jan. 17, 1981	W 72-64 (N)		
DRAKE (0-1)				Jan. 8, 1982	W 74-48 (N)	13	
(Home: 0-1)				Jan. 15, 1982	W 83-74 (N)	15	
Mar. 14, 1999	L 66-82 (H)			Feb. 8, 1984	W 68-65 (H)		
DREXEL (1-1)				Mar. 3, 1984	W 72-66 (A)		
(Home: 0-1, Neutral 1-0)				Feb. 7, 1985	W 67-66 (H)		
Dec. 27, 1993	W 70-46 (N)	6/6		Mar. 2, 1985	L 56-74 (A)		
Nov. 29, 2008	L 63-67 (H)			Jan. 21, 1986	L 61-63 (A)		
DUKE (1-0)				Feb. 12, 1986	L 72-74 (H)		
(Away: 1-0)				Jan. 14, 1987	W 72-71 (A)		
Jan. 5, 1980	W 78-64 (A)			Feb. 14, 1987	L 66-80 (H)		
EASTERN ILLINOIS (1-0)				Jan. 27, 1988	L 63-72 (A)		
(Away: 1-0)				Feb. 10, 1988	W 74-52 (H)		
Mar. 16, 1988	W 78-72 (A)			Jan. 18, 1989	W 66-61 (A)	20/22	
EASTERN WASHINGTON (2-0)				Feb. 4, 1989	W 76-60 (H)	16/18	
(Home: 1-0, Neutral: 1-0)				Jan. 21, 1990	W 73-60 (H)		
Nov. 29, 1980	W 97-53 (H)			Feb. 14, 1990	W 69-59 (A)		
Nov. 19, 1986	W 62-48 (N)			Mar. 3, 1990	L 61-70 (N)		
EVANSVILLE (2-0)				Jan. 9, 1991	L 57-67 (A)		
(Home: 1-0, Neutral: 1-0)				Feb. 17, 1991	W 81-70 (H)		
Dec. 7, 2002	W 74-42 (N)			Jan. 29, 1992	W 65-48 (A)		
Nov. 26, 2010	W 55-53 (H)			Feb. 8, 1992	W 79-63 (H)		
				Jan. 24, 1993	W 92-52 (A)	4/4	
				Feb. 19, 1993	W 79-29 (H)	4/4	
				Jan. 23, 1994	W 73-48 (H)		6/6
				Feb. 18, 1994	W 79-52 (A)		3/3
				Mar. 5, 1994	W 66-55 (N)		3/3
				Jan. 20, 1995	W 67-50 (A)		6/6
				Feb. 19, 1995	W 83-38 (H)		3/3
				Mar. 4, 1995	W 73-38 (N)		3/3
				Jan. 19, 1996	W 78-66 (H)	15/11	
				Feb. 18, 1996	W 62-54 (A)	18/16	
				Jan. 18, 1997	W 68-66 (A)**		
				Mar. 1, 1997	W 64-55 (H)		
				Mar. 5, 1997	W 56-39 (N)		
				Jan. 14, 1998	L 67-76 (H)		
				Feb. 11, 1998	L 43-58 (A)		23/22
				Jan. 13, 1999	L 84-90 (H)		14/15
				Feb. 13, 1999	L 70-86 (A)		16/16
				Jan. 8, 2000	L 68-83 (H)		10/11
				Feb. 5, 2000	L 64-82 (A)		8/9
				Jan. 27, 2001	L 61-95 (A)	25/RV	7/7
				Feb. 14, 2001	W 73-66 (H)	19/21	6/6
				Jan. 23, 2002	W 86-73 (H)	20/19	14/10
				Feb. 9, 2002	L 75-85 (A)	13/13	12/10
				Mar. 6, 2002	L 56-58 (N)	10/11	11/10
				Jan. 8, 2003	W 64-63 (H)	24/23	
				Feb. 26, 2003	W 79-71 (A)		
				Jan. 25, 2004	W 62-51 (A)	14/14	
				Feb. 11, 2004	W 72-67 (H)	12/12	
				Jan. 8, 2005	L 64-76 (H)		
				Feb. 2, 2005	L 76-103 (A)		19/18
				Mar. 8, 2005	L 62-64 (N)		18/19
				Jan. 21, 2006	L 71-86 (H)		
				Mar. 2, 2006	L 46-56 (A)		
				Jan. 10, 2007	W 81-67 (H)		
				Feb. 17, 2007	L 55-74 (A)		
				Jan. 13, 2008	L 77-84 (H)**	23/RV	
				Jan. 30, 2008	L 45-65 (A)		
				Mar. 11, 2008	L 50-76 (N)		
				Feb. 7, 2009	L 47-53 (A)		20/23
				Feb. 25, 2009	L 63-76 (A)		25/24
				Jan. 16, 2010	L 62-68 (H)		RV/20
				Mar. 6, 2010	L 41-59 (A)		13/13
				Jan. 15, 2011	W 66-60 (H)*		17/16
				Feb. 19, 2011	L 45-71 (A)		20/23
				JACKSONVILLE STATE (1-0)			
				(Home: 1-0)			
				Dec. 30, 2007	W 91-64 (H)	25/RV	
				KANSAS (33-35)			
				(Home: 18-11, Away: 12-18, Neutral: 3-6)			
				Jan. 18, 1979	L 64-89 (N)		
				Jan. 18, 1980	L 76-98 (N)		9
				Jan. 15, 1981	L 69-88 (A)		5
				Feb. 10, 1983	L 72-83 (A)		
				Mar. 5, 1983	W 90-82 (H)		
				Feb. 4, 1984	L 61-68 (A)		
				Feb. 29, 1984	L 71-91 (H)		
				Jan. 26, 1985	L 55-66 (H)		
				Feb. 9, 1985	L 51-74 (A)		
				Jan. 29, 1986	W 56-49 (A)		
				Feb. 19, 1986	W 77-68 (H)		
				Jan. 31, 1987	W 83-65 (H)		
				Feb. 24, 1987	L 62-65 (A)		
				Jan. 20, 1988	L 71-72 (H)		
				Feb. 6, 1988	W 56-55 (A)		
				Mar. 7, 1988	L 69-70 (N)		
				Jan. 21, 1989	W 73-54 (H)	20/22	
				Feb. 25, 1989	W 70-51 (A)	10/12	
				Jan. 31, 1990	W 78-61 (H)		
				Feb. 21, 1990	W 70-59 (A)		
				Jan. 26, 1991	L 68-71 (H)		
				Feb. 20, 1991	L 72-73 (A)		
				Mar. 3, 1991	L 56-76 (N)		
				Jan. 18, 1992	L 48-66 (A)		24/19
				Feb. 12, 1992	W 65-54 (H)		16/14
				Mar. 9, 1992	W 70-53 (N)		13/14

ALL-TIME OPPONENT SERIES HISTORY



CU Ranking	Opp. Ranking	CU Ranking	Opp. Ranking	CU Ranking	Opp. Ranking	CU Ranking	Opp. Ranking				
Jan. 10, 1993	W 80-71 (H)	7/7	Jan. 7, 1994	W 65-58 (A)	4/4	MARQUETTE (1-1)	Feb. 22, 1984	L 63-94 (H)	8		
Feb. 5, 1993	W 77-60 (A)	5/5	Feb. 6, 1994	W 66-57 (H)	7/8	(Home: 1-1)	Mar. 6, 1984	L 51-113 (A)	9		
Mar. 7, 1993	L 78-81 (N)**	6/10	Jan. 27, 1995	W 76-66 (H)	5/5	Mar. 16, 1994	W 77-74 (H)	5/5	Feb. 2, 1985	L 71-92 (A)	
Jan. 9, 1994	L 57-59 (A)	4/4 12/12	Feb. 26, 1995	W 74-71 (A)	3/3	Apr. 2, 2008	L 72-86 (H)		Feb. 27, 1985	L 65-79 (H)	
Feb. 4, 1994	W 75-67 (H)	7/8 6/6	Jan. 7, 1996	W 64-58 (A)	13/10	MASSACHUSETTS (0-1)	Mar. 3, 1985	L 64-87 (A)		Mar. 3, 1985	L 64-87 (A)
Feb. 10, 1995	W 84-73 (H)	3/3 15/15	Feb. 4, 1996	W 54-50 (H)	16/14	(Home: 0-1)	Feb. 5, 1986	W 71-62 (A)		Feb. 5, 1986	W 71-62 (A)
Feb. 24, 1995	W 90-81 (A)*	3/3 24/23	Jan. 29, 1997	W 71-58 (H)		Nov. 28, 2008	L 62-70 (H)		Mar. 1, 1986	W 81-70 (H)	
Mar. 6, 1995	W 61-45 (N)	3/3 23/22	Feb. 19, 1997	L 62-68 (A)		MIAMI (OHIO) (1-0)	Mar. 8, 1986	L 63-75 (N)		Mar. 8, 1986	L 63-75 (N)
Jan. 5, 1996	W 60-59 (A)	13/10	Mar. 8, 1997	W 54-44 (N)		(Home: 1-0)	Jan. 24, 1987	W 94-91 (A)	NR/21	Jan. 24, 1987	W 94-91 (A)
Feb. 3, 1996	L 57-67 (H)	16/14	Jan. 21, 1998	L 52-64 (A)		Nov. 28, 1998	W 82-68 (H)		Feb. 21, 1987	L 66-73 (H)	
Mar. 4, 1996	W 75-47 (N)	19/19 20/22	Jan. 31, 1998	W 56-52 (H)		MICHIGAN (0-2)	Feb. 28, 1987	L 77-92 (N)		Feb. 28, 1987	L 77-92 (N)
Jan. 25, 1997	L 58-61 (A)	15/15	Feb. 6, 1999	L 57-59 (H)		(Home: 0-1, Away: 0-1)	Feb. 3, 1988	L 69-71 (A)		Feb. 3, 1988	L 69-71 (A)
Feb. 15, 1997	L 60-72 (H)	14/14	Feb. 17, 1999	W 57-54 (A)		Nov. 21, 1998	L 78-84 (A)	18/21	Feb. 24, 1988	W 101-88 (H)	
Feb. 4, 1998	L 45-65 (H)		Mar. 2, 1999	L 51-55 (N)		Nov. 21, 1999	L 63-77 (H)	15/15	Mar. 6, 1988	W 84-80 (N)	
Feb. 18, 1998	L 51-67 (A)		Feb. 16, 2000	L 54-62 (H)		MINNESOTA (1-4)	Feb. 8, 1989	W 86-73 (H)	15/15	Jan. 25, 1989	W 75-67 (A)
Jan. 20, 1999	W 76-65 (H)	NR/23	Mar. 1, 2000	L 47-64 (A)		(Home: 1-0, Away 0-3, Neutral 0-1)	Mar. 5, 1989	W 83-67 (N)	10/12	Feb. 8, 1989	W 86-73 (H)
Feb. 3, 1999	L 57-65 (A)	22/20	Jan. 6, 2001	W 67-62 (A)		Dec. 14, 1984	L 61-84 (N)		Jan. 24, 1990	L 52-64 (A)	
Jan. 15, 2000	L 56-78 (A)	21/23	Feb. 24, 2001	W 74-56 (H)	16/20	Dec. 30, 1985	W 76-69 (H)		Feb. 7, 1990	L 55-58 (H)	
Feb. 1, 2000	L 66-74 (H)	25/24	Jan. 9, 2002	L 72-75 (A)	21/19 14/18	Dec. 30, 1986	L 74-76 (A)*		Jan. 23, 1991	W 74-71 (H)*	
Jan. 20, 2001	W 72-63 (H)		Feb. 23, 2002	W 79-58 (H)	11/13 12/12	Nov. 23, 2003	L 61-95 (A)	16/16 13/11	Feb. 6, 1991	L 64-72 (A)	
Feb. 7, 2001	W 70-60 (A)	19/24	Jan. 11, 2003	L 36-61 (A)	24/23 4/4	Nov. 22, 2009	L 78-87 (A)		Jan. 25, 1992	W 69-63 (H)	
Jan. 16, 2002	W 70-35 (A)	22/19	Mar. 1, 2003	L 59-67 (H)	5/5	MISSISSIPPI STATE (1-0)	Jan. 16, 1993	W 67-33 (A)	6/7	Feb. 19, 1992	W 67-57 (A)
Jan. 29, 2002	W 80-41 (H)	17/17	Jan. 10, 2004	L 69-76 (H)	14/14 11/12	(Home: 1-0)	Feb. 13, 1993	W 75-52 (H)	4/4	Jan. 16, 1994	W 75-65 (H)
Jan. 18, 2003	W 71-50 (A)		Feb. 8, 2004	L 53-79 (A)	11/10 10/11	Dec. 4, 1992	W 95-59 (H)	25/24	Feb. 12, 1994	W 62-50 (A)	
Feb. 5, 2003	W 73-42 (H)		Jan. 29, 2005	L 70-81 (H)	16/16	MISSOURI (42-27)	Mar. 7, 1994	L 71-79 (N)*	3/3	Mar. 7, 1994	L 71-79 (N)*
Jan. 13, 2004	W 59-49 (A)	15/15	Feb. 19, 2005	L 51-73 (A)	18/17	(Home: 22-8, Away: 16-15, Neutral: 4-4)	Jan. 14, 1995	W 75-67 (A)	6/6	Feb. 12, 1995	W 79-57 (H)
Feb. 24, 2004	W 75-56 (H)	14/13	Jan. 14, 2006	L 66-85 (A)		Jan. 20, 1977	L 56-62 (H)		Jan. 14, 1996	L 61-72 (A)	
Jan. 25, 2005	L 60-65 (H)		Feb. 8, 2006	L 62-67 (H)		Jan. 5, 1978	L 66-68 (N)		Feb. 10, 1996	W 67-56 (H)	
Feb. 12, 2005	L 54-76 (A)		Jan. 31, 2007	W 66-55 (H)		Jan. 17, 1983	L 64-90 (A)	14	Jan. 8, 1997	W 78-51 (H)	
Jan. 10, 2006	W 74-65 (H)		Feb. 14, 2007	W 60-58 (A)		Feb. 4, 1983	W 83-68 (H)	14	Feb. 23, 1997	W 57-50 (A)	
Feb. 1, 2006	W 77-71 (A)		Jan. 19, 2008	L 60-67 (A)	25/RV	Feb. 1, 1984	L 63-105 (A)	13	Feb. 8, 1998	W 71-60 (A)	
Feb. 6, 2007	L 68-70 (A)*		Feb. 23, 2008	W 73-68 (H)	15/15						
Feb. 24, 2007	W 59-50 (H)		Feb. 21, 2009	L 60-72 (A)	16/14						
Jan. 22, 2008	W 59-41 (H)		Mar. 7, 2009	L 61-71 (H)	RV/21						
Feb. 13, 2008	L 59-70 (A)		Mar. 12, 2009	L 51-68 (N)	22/17						
Feb. 4, 2009	L 54-65 (A)		Jan. 20, 2010	W 63-57 (A)							
Feb. 18, 2009	W 69-62 (H)		Mar. 3, 2010	L 70-72 (H)							
Jan. 27, 2010	L 64-75 (A)		Jan. 26, 2011	L 59-72 (H)							
Feb. 16, 2010	L 72-79 (H)		Feb. 16, 2011	L 51-78 (A)							
Jan. 12, 2011	L 58-68 (H)										
Feb. 2, 2011	L 53-81 (A)										
Mar. 8, 2011	L 41-75 (N)										
KANSAS STATE (33-35)			LONG BEACH STATE (2-2)								
(Home: 16-13, Away: 13-18, Neutral: 4-4)			(Home: 1-0, Away: 1-2)								
Dec. 6, 1979	L 75-106 (A)		Jan. 7, 1981	L 55-77 (A)	18 4						
Jan. 19, 1980	L 69-81 (N)	13	Mar. 19, 1988	L 64-103 (A)	7/9						
Jan. 16, 1982	L 71-76 (A)	15	Jan. 2, 1994	W 79-55 (A)	5/6						
Jan. 15, 1983	L 59-75 (A)	13	Dec. 19, 1994	W 85-42 (H)	8/8						
Feb. 19, 1983	W 84-67 (H)	8	LOUISIANA STATE (2-2)								
Mar. 11, 1983	L 63-97 (N)	14	(Home: 1-1, Neutral: 1-1)								
Jan. 25, 1984	L 55-77 (H)	7	Dec. 2, 1989	L 60-63 (N)	14/16						
Feb. 16, 1984	L 67-94 (A)	12	Dec. 29, 2001	W 86-65 (N)	18/15 21/22						
Jan. 19, 1985	L 74-89 (H)		Mar. 17, 2002	W 69-58 (H)	12/12 22/24						
Feb. 23, 1985	L 60-75 (A)		Nov. 27, 2004	L 44-75 (H)	2/2						
Jan. 18, 1986	L 55-67 (H)		LOUISIANA TECH (1-3)								
Feb. 8, 1986	W 69-57 (A)		(Home: 1-1, Away: 0-2)								
Mar. 6, 1986	W 57-56 (N)		Jan. 6, 1988	L 59-66 (A)	3/2						
Jan. 21, 1987	L 61-71 (H)		Jan. 3, 1989	W 61-60 (H)	2/2						
Feb. 11, 1987	L 78-85 (A)*		Dec. 3, 1994	L 62-77 (A)	10/8 4/4						
Jan. 23, 1988	W 84-58 (H)		Nov. 25, 1995	L 61-65 (H)	11/11 1/1						
Feb. 17, 1988	W 86-70 (A)		LOYOLA CHICAGO (1-0)								
Jan. 14, 1989	W 75-63 (A)		(Home: 1-0)								
Feb. 15, 1989	W 87-71 (H)	15/15	Nov. 27, 2010	W 65-34 (H)							
Jan. 13, 1990	L 67-71 (A)		LOYOLA MARYMOUNT (1-1)								
Feb. 11, 1990	W 82-69 (H)		(Home: 0-1, Neutral: 1-0)								
Jan. 12, 1991	W 75-74 (H)		Dec. 30, 1999	L 72-82 (H)							
Feb. 13, 1991	W 71-68 (A)		Nov. 19, 2004	W 75-58 (N)							
Feb. 5, 1992	W 69-56 (H)		MANHATTAN (1-0)								
Feb. 26, 1992	W 65-42 (A)		(Home: 1-0)								
Mar. 7, 1992	W 79-27 (N)		Jan. 2, 2005	W 73-61 (H)							
Jan. 8, 1993	W 61-33 (H)	7/7	MARSHALL (1-0)								
Feb. 7, 1993	W 61-51 (A)	5/5	(Home: 1-0)								
Mar. 6, 1993	W 55-41 (N)	6/10	Mar. 14, 1997	W 69-49 (H)	18/21						





ALL-TIME OPPONENT SERIES HISTORY

CU Ranking	Opp. Ranking	CU Ranking	Opp. Ranking	CU Ranking	Opp. Ranking	CU Ranking	Opp. Ranking	
Feb. 25, 1998	W 78-65 (H)	UMKC (3-0) <i>(Home: 2-0, Away: 1-0)</i>	Dec. 8, 1979	L 62-65 (A)	Jan. 12, 1984	L 41-67 (A)		
Jan. 16, 1999	L 60-63 (A)	Dec. 14, 1988	W 60-49 (A)	Jan. 17, 1980	W 85-70 (N)	Dec. 29, 1984	L 60-77 (H)	
Feb. 9, 1999	W 74-62 (H)	Dec. 6, 1989	W 79-64 (H)	Dec. 10, 1981	W 87-66 (H)	Mar. 18, 1989	L 74-84 (H) 9/11 16/17	
Feb. 12, 2000	L 57-65 (A)	Dec. 20, 2008	W 71-49 (H)	Jan. 22, 1983	W 89-85 (H)	NEW MEXICO (7-6) <i>(Home: 3-3, Away: 3-3, Neutral: 1-0)</i>		
Feb. 26, 2000	W 72-64 (H)	MISSOURI STATE (2-0) <i>(Home: 2-0)</i>	Jan. 28, 1984	L 77-91 (H)	Jan. 25, 1975	L 38-55 (A)		
Mar. 7, 2000	W 83-68 (N)	Jan. 6, 1979	W 95-57 (H)	Feb. 25, 1984	L 67-92 (A)	Jan. 16, 1976	L 63-66 (H)	
Jan. 14, 2001	W 98-90 (H)	Mar. 17, 1995	W 78-34 (H) 2/3	Jan. 23, 1985	W 90-83 (A)	Feb. 26, 1977	L 57-74 (A)	
Feb. 28, 2001	L 61-78 (A) 17/21	MONTANA (1-2) <i>(Away: 0-1, Neutral: 1-1)</i>	Dec. 29, 1978	W 78-55 (N)	Feb. 13, 1985	L 60-85 (H)	Nov. 25, 1977	L 64-77 (H)
Mar. 7, 2001	W 83-72 (N) 20/21	Dec. 29, 1978	W 78-55 (N)	Dec. 15, 1984	L 44-61 (A)	Feb. 17, 1978	L 65-72 (H)	
Jan. 26, 2002	W 78-56 (A) 20/19	Dec. 7, 1996	L 68-69 (N) 17/13	Dec. 7, 1996	L 68-69 (N) 17/13	Feb. 24, 1979	L 73-93 (A)	
Feb. 13, 2002	W 78-47 (H) 13/13	MONTANA STATE (5-0) <i>(Home: 4-0, Away: 1-0)</i>	Feb. 20, 1980	W 94-72 (H)	Feb. 2, 2003	L 52-71 (A)	Mar. 7, 1979	W 79-77 (N)
Feb. 2, 2003	L 52-71 (A)	Jan. 4, 1982	W 62-43 (H) 13	Dec. 29, 1978	W 78-55 (N)	Jan. 25, 1975	L 39-48 (A)	
Feb. 22, 2003	W 69-48 (H)	Dec. 21, 1986	W 75-69 (H)	Dec. 15, 1984	L 44-61 (A)	Jan. 17, 1976	W 63-58 (H)	
Jan. 18, 2004	W 71-54 (H) 15/15	Dec. 21, 1994	W 74-53 (H) 9/9	Jan. 30, 1988	W 84-69 (H) NR/23	Feb. 24, 1977	L 64-77 (A)	
Jan. 31, 2004	W 68-66 (A) 11/10	Dec. 22, 1995	W 68-55 (A) 9/6	Feb. 20, 1988	L 73-85 (A) * NR/25	Nov. 28, 1984	W 71-69 (H)	
Jan. 18, 2005	W 56-51 (A)	NEBRASKA (41-28) <i>(Home: 26-6, Away: 12-21, Neutral: 3-1)</i>	Jan. 31, 1976	L 53-59 (A)	Jan. 11, 1989	W 77-53 (H)	Dec. 31, 1991	W 92-22 (H)
Feb. 9, 2005	L 55-58 (H)	Jan. 6, 1976	L 80-81 (A)	Feb. 22, 1989	W 71-63 (A) 10/12	Dec. 1, 1992	W 86-37 (A) 25/24	
Jan. 18, 2006	L 49-69 (A)	Jan. 6, 1978	L 61-63 (A)	Jan. 17, 1990	W 81-57 (H)	Nov. 15, 1995	W 63-56 (H) 14/11	
Feb. 18, 2006	L 57-72 (H)	Nov. 25, 1978	W 63-62 (H)	Feb. 3, 1990	W 75-74 (A)	Nov. 11, 2001	W 78-63 (A) 12/13	
Jan. 3, 2007	W 71-59 (H)			Jan. 19, 1991	L 53-68 (A)	NEW MEXICO STATE (9-2) <i>(Home: 4-0, Away: 5-2)</i>		
Jan. 28, 2007	L 48-61 (A)			Feb. 9, 1991	W 82-69 (H)	Jan. 25, 1975	L 39-48 (A)	
Jan. 9, 2008	W 70-58 (A) 23/RV			Jan. 15, 1992	L 69-75 (A)	Jan. 17, 1976	W 63-58 (H)	
Mar. 5, 2008	W 63-47 (H)			Feb. 29, 1992	W 83-63 (H)	Feb. 24, 1977	L 64-77 (A)	
Jan. 24, 2009	W 61-56 (A)			Mar. 8, 1992	W 74-66 (N)	Feb. 4, 1978	W 59-57 (A) *	
Feb. 28, 2009	L 55-66 (H)			Jan. 22, 1993	L 50-62 (A) 4/4	Feb. 9, 1979	W 87-67 (H)	
Jan. 9, 2010	W 64-48 (H)			Feb. 21, 1993	W 71-63 (H) 4/4 22/23	Feb. 7, 1980	W 108-82 (A)	
Feb. 23, 2010	W 80-79 (A) *			Jan. 21, 1994	W 81-55 (H) 6/6	Feb. 16, 1980	W 106-75 (A)	
Jan. 22, 2011	W 58-48 (H)			Feb. 20, 1994	W 63-61 (A) 3/3	Jan. 22, 1981	W 95-59 (A)	
Feb. 26, 2011	W 63-59 (A)			Mar. 6, 1994	W 77-67 (N) 3/3	Feb. 5, 1981	W 79-41 (H)	
				Jan. 22, 1995	W 73-55 (A) 6/6	Feb. 4, 1982	W 87-64 (H)	
				Feb. 17, 1995	W 89-76 (H) 3/3	Feb. 27, 1982	W 76-65 (A)	
				Jan. 21, 1996	W 69-61 (H) 15/11	NEW SOUTH WALES (0-1) <i>(Home: 0-1)</i>		
				Feb. 14, 1996	L 75-83 (A) **18/16	Dec. 10, 1976	L 55-103 (H)	
				Jan. 4, 1997	W 65-58 (A) 25/25	NORTH CAROLINA (1-0) <i>(Home: 1-0)</i>		
				Feb. 5, 1997	W 73-52 (H)	Mar. 24, 2003	W 86-67 (H) 12/11	
				Jan. 7, 1998	W 84-78 (H) 16/16	NORTH CAROLINA STATE (1-0) <i>(Home: 1-0)</i>		
				Feb. 22, 1998	L 53-78 (A) NR/23	Feb. 1, 1997	W 67-62 (H) 21/20	
				Jan. 6, 1999	L 49-90 (A) 20/19	NORTH DAKOTA (1-0) <i>(Home: 1-0)</i>		
				Jan. 23, 1999	W 70-53 (H) 23/20	Jan. 4, 2011	W 67-56 (H)	
				Jan. 26, 2000	L 66-79 (A)	NORTH DAKOTA STATE (1-0) <i>(Neutral: 1-0)</i>		
				Feb. 9, 2000	W 78-75 (H)	Dec. 30, 1978	W 87-69 (N)	
				Jan. 24, 2001	W 87-69 (H) 25/RV	NORTHERN ARIZONA (13-2) <i>(Home: 7-0, Away: 6-0, Neutral: 0-2)</i>		
				Feb. 10, 2001	W 81-65 (A) 19/24	Feb. 13, 1976	W 79-36 (A)	
				Feb. 6, 2002	W 95-60 (H) 13/13	Feb. 4, 1977	W 67-57 (H)	
				Feb. 26, 2002	W 84-60 (A) 11/12	Jan. 21, 1978	W 89-48 (H)	
				Jan. 14, 2003	W 74-54 (H)	Jan. 26, 1979	W 103-69 (A)	
				Mar. 5, 2003	W 70-56 (A)	Jan. 21, 1980	W 129-47 (H)	
				Feb. 4, 2004	W 78-63 (H) 11/10	Feb. 14, 1980	W 112-76 (A)	
				Mar. 3, 2004	W 63-60 (A) 13/13	Jan. 24, 1981	W 79-47 (A)	
				Jan. 5, 2005	L 62-84 (A)	Feb. 7, 1981	W 81-42 (H)	
				Mar. 2, 2005	W 78-76 (H)	Feb. 6, 1982	W 96-48 (H)	
				Jan. 4, 2006	L 62-80 (H)	Feb. 25, 1982	W 79-49 (A)	
				Jan. 28, 2006	L 54-70 (A)	Nov. 25, 1983	W 62-60 (A)	
				Mar. 7, 2006	L 59-67 (N)	Nov. 28, 1986	L 61-63 (N)	
				Feb. 10, 2007	L 44-54 (H) 21/21	Dec. 30, 1990	W 79-45 (A)	
				Feb. 27, 2007	L 70-90 (A)	Dec. 18, 1993	W 78-46 (H) 7/7	
				Feb. 6, 2008	L 71-80 (H)	Dec. 19, 2005	L 83-84 (N) *	
				Mar. 2, 2008	L 55-63 (A)	NORTHERN COLORADO (9-6) <i>(Home: 6-3, Away: 2-3, Neutral: 1-0)</i>		
				Jan. 31, 2009	W 75-73 (H)	Jan. 28, 1975	L 37-68 (H)	
				Mar. 3, 2009	L 64-75 (A)	Mar. 1, 1975	L 54-66 (A)	
				Jan. 30, 2010	L 64-80 (H) 6/4	Jan. 7, 1976	L 59-60 (H)	
				Feb. 20, 2010	L 73-89 (A) 3/3	Feb. 21, 1976	L 55-81 (A)	
				Feb. 6, 2011	W 70-45 (H)			
				Mar. 2, 2011	W 64-61 (A)			
				NEVADA (1-1) <i>(Home: 1-0, Away: 0-1)</i>				
				Nov. 20, 2004	L 59-69 (A)			
				Nov. 24, 2006	W 80-60 (H)			
				UNLV (0-5) <i>(Home: 0-3, Away: 0-2)</i>				
				Jan. 9, 1976	L 48-121 (H)			
				Jan. 13, 1978	L 36-103 (A)			





ALL-TIME OPPONENT SERIES HISTORY

CU Ranking	Opp. Ranking	CU Ranking	Opp. Ranking
Jan. 10, 1977	W 58-57 (A)	Feb. 3, 1995	W 69-64 (A) 4/4 25/NR
Feb. 12, 1977	L 52-55 (H)	Jan. 28, 1996	W 68-53 (A) 16/11
Nov. 22, 1977	W 62-53 (H)	Feb. 23, 1996	W 83-68 (H) 20/18
Nov. 29, 1977	W 67-56 (N)	Mar. 2, 1996	W 76-60 (N) 20/19
Jan. 27, 1978	L 53-59 (A)	Feb. 12, 1997	W 61-42 (H)
Dec. 1, 1978	W 87-68 (A)	Jan. 28, 1998	L 58-61 (A)
Feb. 1, 1979	W 87-62 (H)	Mar. 3, 1998	W 71-66 (N)
Nov. 26, 1985	W 91-50 (H)	Jan. 9, 1999	W 63-62 (H)
Dec. 29, 2004	W 77-58 (H)	Jan. 22, 2000	L 73-76 (A) 25/NR
Feb. 13, 2006	W 92-65 (H)	Jan. 3, 2001	L 69-89 (H) 19/16
Nov. 28, 2007	W 69-60 (H)	Mar. 8, 2001	L 93-102 (N) 20/21 7/7
NORTHERN ILLINOIS (1-0)			
<i>(Neutral: 1-0)</i>			
Dec. 2, 1994	W 78-49 (N) 10/8	Jan. 2, 2002	L 67-78 (A) 16/14 3/3
NORTHERN IOWA (0-1)			
<i>(Home: 0-1)</i>			
Nov. 25, 2005	L 65-74 (H) *	Mar. 25, 2002	L 60-94 (N) 12/12 2/2
NORTHERN STATE (1-0)			
<i>(Neutral: 1-0)</i>			
Dec. 29, 1977	W 99-73 (N)	Feb. 15, 2003	W 61-57 (H) NR/20
NORTHWESTERN (La.) STATE (1-0)			
<i>(Neutral: 1-0)</i>			
Dec. 29, 1995	W 71-62 (N) 10/6	Mar. 12, 2003	W 73-68 (N)
NOTRE DAME (3-0)			
<i>(Home: 1-0, Neutral: 2-0)</i>			
Dec. 6, 1986	W 76-53 (N)	Feb. 18, 2004	L 58-78 (A) 13/13 24/22
Dec. 27, 1994	W 91-70 (N) 9/8	Mar. 10, 2004	L 56-63 (N) 13/13 19/20
Nov. 15, 2003	W 67-63 (H) * 20/20 15/16	Feb. 16, 2005	L 61-77 (H)
OAKLAND (1-0)			
<i>(Neutral: 1-0)</i>			
Dec. 30, 2000	W 74-60 (N)	Jan. 7, 2006	L 61-84 (A) 18/16
OHIO STATE (0-3)			
<i>(Home: 0-1, Away: 0-1, Neutral: 0-1)</i>			
Jan. 2, 1980	L 74-75 (A)	Jan. 20, 2007	L 67-82 (H) 7/6
Dec. 5, 1986	L 64-87 (N) 15/14	Feb. 9, 2008	L 66-82 (A) 10/10
Dec. 28, 1988	L 67-72 (H)	Jan. 21, 2009	L 58-72 (H) 3/2
OKLAHOMA (34-22)			
<i>(Home: 17-6, Away: 10-13, Neutral: 7-3)</i>			
Dec. 7, 1978	L 66-68 (A)	Feb. 13, 2010	L 55-65 (A) 12/12
Jan. 19, 1979	W 78-62 (N)	Feb. 23, 2011	W 73-68 (H) 16/15
Dec. 3, 1979	W 90-77 (H)	OKLAHOMA CITY (1-0)	
Jan. 14, 1982	W 71-61 (N) 15	<i>(Neutral: 1-0)</i>	
Jan. 29, 1983	L 79-90 (A)	Jan. 9, 1982	W 68-41 (N) 13
Feb. 26, 1983	W 89-82 (H)	OKLAHOMA STATE (26-25)	
Mar. 10, 1983	W 78-70 (A)	<i>(Home: 12-10, Away: 9-13, Neutral: 5-2)</i>	
Jan. 18, 1984	W 66-62 (H)	Jan. 21, 1977	W 85-75 (H)
Feb. 18, 1984	L 78-88 (A)	Jan. 7, 1978	L 69-75 (N)
Jan. 29, 1985	L 65-73 (H) 19/21	Jan. 20, 1979	L 49-64 (N)
Feb. 20, 1985	L 58-80 (A) NR/12	Jan. 16, 1981	W 80-49 (N)
Jan. 15, 1986	W 91-84 (H) 11/12	Jan. 28, 1983	W 73-55 (A)
Feb. 15, 1986	L 69-82 (A) 17/17	Feb. 5, 1983	W 76-56 (H)
Jan. 27, 1987	W 94-80 (H) NR/23	Jan. 21, 1984	L 63-72 (A)
Feb. 18, 1987	W 74-73 (A)	Feb. 11, 1984	L 76-77 (H)
Jan. 13, 1988	L 78-82 (H)	Jan. 16, 1985	L 71-76 (A)
Feb. 27, 1988	W 91-88 (A) *	Feb. 16, 1985	L 74-84 (H)
Jan. 27, 1989	W 73-70 (A) 18/21	Jan. 25, 1986	L 68-76 (H)
Feb. 18, 1989	W 87-76 (H) 15/15	Feb. 22, 1986	W 68-62 (A)
Mar. 4, 1989	W 80-61 (N) 10/12	Jan. 10, 1987	L 81-83 (H)
Jan. 10, 1990	W 56-48 (A)	Feb. 4, 1987	L 78-81 (A)
Feb. 18, 1990	W 86-49 (H)	Jan. 16, 1988	L 63-75 (A)
Jan. 16, 1991	W 68-51 (A)	Feb. 13, 1988	W 78-64 (H)
Feb. 3, 1991	W 76-55 (H)	Mar. 3, 1988	W 79-68 (N)
Mar. 2, 1991	W 80-75 (N)	Feb. 1, 1989	W 85-58 (H) 16/18
Feb. 1, 1992	W 63-55 (A)	Feb. 11, 1989	W 76-59 (A) 15/15
Feb. 22, 1992	W 86-63 (H)	Mar. 6, 1989	W 98-92 (N) ** 9/12
Jan. 29, 1993	W 80-49 (H) 7/7	Jan. 28, 1990	L 55-63 (A)
Feb. 28, 1993	L 69-74 (A) 4/5	Feb. 25, 1990	W 84-65 (H)
Jan. 28, 1994	W 79-74 (A) 3/4	Jan. 30, 1991	L 72-90 (A) 25/24
Feb. 27, 1994	W 89-79 (H) 3/3	Feb. 23, 1991	W 65-63 (H)
Jan. 8, 1995	W 83-59 (H) 7/6	Jan. 22, 1992	L 70-82 (H)
		Feb. 15, 1992	W 61-54 (A)
		Jan. 31, 1993	W 78-76 (H) 7/7 21/19
		Feb. 26, 1993	W 49-48 (A) 4/5 22/21
		Jan. 30, 1994	L 73-75 (A) * 3/4
		Feb. 25, 1994	W 69-59 (H) 3/3
		Jan. 6, 1995	W 71-52 (H) 7/6 NR/25
		Feb. 5, 1995	W 69-52 (A) 4/4
		Mar. 5, 1995	W 76-58 (N) 3/3
		Jan. 26, 1996	L 46-50 (A) 16/11 24/22
		Feb. 25, 1996	L 49-69 (H) 20/18
		Mar. 3, 1996	W 69-59 (N) 20/19
		Jan. 15, 1997	L 60-68 (A)
		Feb. 14, 1998	L 67-72 (H)
		Jan. 28, 1999	W 62-58 (A)
		Jan. 29, 2000	L 72-75 (H)
		Jan. 10, 2001	W 65-49 (A)
		Jan. 12, 2002	W 79-57 (H) 21/19
		Jan. 22, 2003	W 64-50 (A)
		Feb. 21, 2004	W 72-57 (H) 13/13



Jan. 22, 2005	L 70-76 (A) *
Feb. 26, 2006	W 73-62 (H)
Jan. 24, 2007	L 58-61 (A)
Feb. 2, 2008	L 72-81 (H) 21/18
Jan. 14, 2009	L 43-79 (A) 22/22
Jan. 24, 2010	L 63-74 (H) 12/17
Jan. 18, 2011	L 49-58 (A)
OLD DOMINION (1-1)	
<i>(Home: 1-0, Neutral: 0-1)</i>	
Dec. 30, 1995	L 65-77 (N) 10/6 19/20
Nov. 14, 2003	W 84-67 (H) 20/20
ORAL ROBERTS (1-0)	
<i>(Home: 1-0)</i>	
Nov 9, 2001	W 78-49 (H) 12/13
OREGON (3-8)	
<i>(Home: 1-3, Away: 0-3, Neutral: 2-2)</i>	
Mar. 18, 1981	L 67-74 (A) 17 14
Dec. 5, 1981	W 69-68 (N) 13
Dec. 19, 1982	L 58-73 (N)
Dec. 3, 1983	L 71-82 (H)
Dec. 28, 1986	L 75-81 (A)
Dec. 2, 1988	W 62-51 (N)
Mar. 19, 1994	W 92-71 (H) 5/5
Nov. 24, 1998	L 63-75 (A)
Dec. 4, 1999	L 58-90 (H) 13/15
Dec. 30, 2005	L 64-72 (H)
Dec. 9, 2006	L 60-70 (N)
OREGON STATE (2-0)	
<i>(Home: 2-0)</i>	
Dec. 7, 1987	W 82-60 (H)
Dec. 19, 1999	W 68-60 (H)

PACIFIC (2-0)	
<i>(Home: 1-0, Away: 1-0)</i>	
Dec. 18, 2004	W 45-42 (A)
Dec. 8, 2005	W 84-57 (H)
PACIFIC CHRISTIAN (1-0)	
<i>(Home: 1-0)</i>	
Nov. 18, 1981	W 108-43 (H)
PENN (2-0)	
<i>(Home: 2-0)</i>	
Jan. 3, 1987	W 84-38 (H)
Nov. 26, 2004	W 69-49 (H)
PENN STATE (0-2)	
<i>(Away: 0-1, Neutral: 0-1)</i>	
Jan. 12, 1980	L 72-75 (A)
Dec. 2, 1995	L 57-76 (N) 8/8 12/12
PEPPERDINE (3-0)	
<i>(Home: 1-0, Away: 1-0; Neutral 1-0)</i>	
Jan. 6, 1981	W 71-67 (A) 18
Jan. 4, 2008	W 65-53 (H) 23/RV
Jan. 3, 2009	W 63-55 (N)
PERU STATE (1-0)	
<i>(Neutral: 1-0)</i>	
Dec. 28, 1977	W 88-35 (N)
PHILLIPS (0-1)	
<i>(Neutral: 0-1)</i>	
Dec. 4, 1977	L 73-76 (N)
PORTLAND STATE (0-1)	
<i>(Away: 0-1)</i>	
Dec. 20, 1982	L 55-57 (A)



ALL-TIME OPPONENT SERIES HISTORY



PROVIDENCE (1-1)

(Home: 1-0, Away: 0-1)
 Nov. 25, 1989 W 78-70 (H)
 Dec. 2, 1990 L 90-91 (A)

PUERTO RICO-MAYAGUEZ (1-0)

(Neutral: 1-0)
 Dec. 20, 2005 W 90-42 (N)

PURDUE (2-0)

(Home: 1-0, Neutral: 1-0)
 Dec. 3, 1987 W 79-55 (H)
 Dec. 3, 1995 W 79-64 (N) 8/8 7/5

REDLANDS (1-0)

(Away: 1-0)
 Jan. 14, 1978 W 107-49 (A)

REGIS (1-0)

(Home: 1-0)
 Nov. 12, 2010 W 76-38 (H)

RICE (3-0)

(Home: 3-0)
 Nov. 30, 1997 W 53-49 (H) 16/17
 Nov. 22, 2002 W 85-66 (H)
 Nov. 24, 2007 W 72-55 (H)

RUTGERS (1-0)

(Away: 1-0)
 Dec. 28, 1993 W 79-47 (A) 5/6

ST. FRANCIS (Ind.) (1-0)

(Home: 1-0)
 Jan. 3, 1981 W 94-54 (H) 19

ST. FRANCIS (Pa.) (1-0)

(Home: 1-0)
 Nov. 28, 1994 W 114-52 (H) 11/8

ST. JOHN'S (1-0)

(Neutral: 1-0)
 Nov. 28, 1987 W 79-62 (N)

ST. JOSEPH'S (1-0)

(Away: 1-0)
 Jan. 9, 1980 W 77-67 (A)

SAINT LOUIS (1-0)

(Home: 1-0)
 Dec. 22, 2008 W 76-63 (H)

ST. MARY'S (3-0)

(Home: 2-0, Away: 1-0)
 Nov. 18, 1976 W 80-56 (H)
 Nov. 26, 1977 W 71-62 (H)
 Dec. 3, 1977 W 79-76 (A)*

SAM HOUSTON STATE (1-0)

(Home: 1-0)
 Dec. 14, 2000 W 99-60 (H)

SAN DIEGO (3-0)

(Home: 2-0, Away: 1-0)
 Jan. 6, 1990 W 78-46 (H)
 Dec. 28, 1990 W 77-75 (A)
 Nov. 20, 2001 W 83-44 (H) 14/12

SAN DIEGO STATE (1-1)

(Home: 1-0, Away: 0-1)
 Jan. 9, 1981 L 55-71 (A) 18
 Nov. 26, 1994 W 70-51 (H) 11/10

SAN FRANCISCO (3-2)

(Home: 1-1, Away: 2-1)
 Jan. 5, 1985 L 65-75 (A)
 Dec. 10, 1995 W 66-56 (A) 8/6
 Dec. 11, 1996 L 51-52 (H) 21/20
 Nov. 10, 2006 W 62-56 (H)
 Nov. 16, 2007 W 66-48 (A)

SAN JOSE STATE (1-0)

(Home: 1-0)
 Dec. 22, 2009 W 86-50 (H)

SANTA CLARA (2-0)

(Home: 1-0, Neutral: 1-0)
 Dec. 19, 1987 W 60-49 (N)
 Nov. 19, 2010 W 71-57 (H)

SETON HALL (1-1)

(Home: 1-0, Away: 0-1)
 Dec. 9, 2008 L 40-77 (A)
 Dec. 6, 2009 W 80-54 (H)

SIENA (1-1)

(Home: 0-1, Neutral: 1-0)
 Mar. 17, 2001 W 98-78 (N) 20/21
 Nov. 23, 2007 L 73-84 (H)

SIMPSON (1-0)

(Neutral: 1-0)
 Nov. 27, 1976 W 73-68 (N)

SOUTH DAKOTA STATE (1-1)

(Home: 1-0, Away: 0-1)
 Dec. 28, 2005 W 64-50 (H)
 Dec. 13, 2006 L 58-80 (A)

SOUTH FLORIDA (0-1)

(Neutral: 0-1)
 Dec. 21, 2005 L 59-72 (N)

SOUTHERN (1-0)

(Home: 1-0)
 Mar. 15, 2002 W 88-61 (H) 12/12

SOUTHERN CALIFORNIA (2-4)

(Home: 1-2, Away: 1-2)
 Dec. 21, 2002 W 93-86 (H)
 Dec. 20, 2003 W 69-67 (A) 14/13
 Dec. 2, 2006 L 57-76 (H)
 Nov. 18, 2007 L 57-70 (A)
 Dec. 18, 2010 L 54-68 (A)
 Mar. 27, 2011 L 70-87 (H)

SOUTHERN ILLINOIS (3-1)

(Home: 2-1, Away: 1-0)
 Mar. 18, 1992 L 80-84 (H)* 24/25
 Dec. 5, 1992 W 64-52 (H) 25/24
 Dec. 21, 1997 W 62-57 (A) 21/22
 Dec. 20, 1998 W 79-51 (H)

SOUTHERN UTAH (2-0)

(Home: 2-0)
 Dec. 28, 2007 W 81-38 (H) 25/RV
 Dec. 19, 2009 W 88-36 (H)

SMU (1-0)

(Home: 1-0)
 Nov. 30, 1996 W 74-56 (H) 18/13

SOUTHWEST LOUISIANA (1-0)

(Neutral: 1-0)
 Dec. 5, 1993 W 73-50 (N) 11/12

SPORTSMEN OF IOWA (1-0)

(Neutral: 1-0)
 Nov. 26, 1976 W 73-58 (N)

STANFORD (4-5)

(Home: 2-1, Away: 0-4, Neutral: 2-0)
 Dec. 9, 1988 L 75-106 (A) 20/25 5/5
 Dec. 6, 1990 W 71-66 (H) 7/7
 Mar. 25, 1993 W 80-67 (N) 10/10 6/5
 Mar. 24, 1994 L 62-78 (A) 5/5 11/10
 Dec. 28, 1996 L 48-64 (H) 3/2
 Dec. 28, 1997 L 73-87 (A) 18/20 17/17
 Dec. 28, 1998 W 75-64 (H)
 Jan. 2, 2000 L 48-83 (A)
 Mar. 23, 2002 W 62-59 (N) 12/12 5/5

STEPHEN F. AUSTIN (3-0)

(Home: 2-0, Away: 1-0)
 Dec. 4, 1993 W 81-62 (A) 11/12 16/15
 Nov. 25, 1994 W 72-48 (H) 11/10
 Mar. 16, 1997 W 66-57 (H) 18/21 19/17

SYRACUSE (2-1)

(Home: 1-0, Away: 1-0, Neutral: 0-1)
 Dec. 3, 1989 L 58-61 (N)
 Dec. 31, 2002 W 78-75 (A)* 25/25
 Dec. 30, 2003 W 80-45 (H) 13/13

TEMPLE (1-0)

(Neutral: 1-0)
 Jan. 2, 1993 W 64-35 (N) 10/10

TEMPLE JUNIOR COLLEGE (0-1)

(Home: 0-1)
 Nov. 20, 1976 L 71-76 (H)

TENNESSEE (1-3)

(Home: 1-1, Away: 0-1, Neutral: 0-1)
 Dec. 8, 1981 W 78-60 (H) 10
 Dec. 20, 1993 L 82-86 (A)* 7/7 1/1
 Dec. 17, 1994 L 72-78 (H) 8/8 1/1
 Mar. 22, 1997 L 67-75 (N) 18/21 10/11

TENNESSEE-MARTIN (1-0)

(Home: 1-0)
 Nov. 21, 2010 W 78-67 (H)

TEXAS (4-16)

(Home: 2-6, Away: 1-8, Neutral: 1-2)
 Jan. 7, 1982 L 52-75 (N) 13
 Dec. 28, 1989 L 67-90 (A) 5/5
 Dec. 9, 1990 L 64-93 (H) 20/20
 Feb. 26, 1997 W 60-56 (A) 12/12
 Mar. 6, 1997 W 64-50 (N) 12/13
 Feb. 28, 1998 L 71-75 (H)
 Jan. 2, 1999 L 65-83 (A)
 Feb. 19, 2000 W 79-75 (H)
 Jan. 31, 2001 L 62-65 (A) 23/RV 21/20
 Jan. 6, 2002 L 68-70 (H) 16/14 21/20
 Feb. 19, 2003 L 55-75 (A) 10/11
 Mar. 13, 2003 L 47-62 (N) 5/7
 Feb. 14, 2004 L 45-51 (H) 12/12 1/2
 Feb. 23, 2005 L 40-83 (A) 13/13
 Feb. 4, 2006 L 64-69 (H)
 Jan. 13, 2007 L 49-68 (A) 23/RV
 Feb. 16, 2008 W 67-52 (H)
 Jan. 17, 2009 L 32-62 (A) 16/17
 Feb. 10, 2010 L 50-74 (H) 14/19
 Jan. 30, 2011 L 50-67 (A)

TEXAS A&M (10-9)

(Home: 6-3, Away: 4-5, Neutral: 0-1)
 Jan. 6, 1992 L 60-69 (A)
 Dec. 31, 1992 W 92-51 (H) 10/10
 Nov. 19, 1995 W 74-68 (H) 14/11
 Feb. 8, 1997 W 69-40 (A)
 Jan. 24, 1998 W 72-64 (H)
 Feb. 27, 1999 W 71-69 (A)*
 Jan. 18, 2000 W 62-47 (H)
 Feb. 17, 2001 W 67-54 (A) 19/21
 Jan. 19, 2002 W 88-70 (H) 22/19
 Feb. 8, 2003 W 55-49 (A)
 Jan. 21, 2004 W 70-58 (H) 14/14
 Feb. 5, 2005 L 62-72 (A)
 Jan. 24, 2006 L 46-55 (H)
 Jan. 18, 2007 L 58-74 (A) 17/18
 Mar. 7, 2007 L 45-62 (N) 13/15
 Jan. 16, 2008 L 68-72 (H) 25/RV 19/16
 Feb. 14, 2009 L 50-79 (A) 12/8
 Feb. 27, 2010 L 61-95 (H) 12/15
 Jan. 8, 2011 L 57-85 (A) 7/5

TEXAS CHRISTIAN (3-0)

(Home: 2-0, Away: 1-0)
 Dec. 7, 1993 W 101-56 (A) 9/10
 Nov. 28, 1995 W 96-48 (H) 8/8
 Mar. 30, 2008 W 96-90 (H)*

UTEP (5-0)

(Home: 3-0, Away: 2-0)
 Feb. 6, 1976 W 67-39 (H)
 Feb. 25, 1977 W 71-68 (A)
 Feb. 3, 1978 W 58-50 (A)
 Feb. 10, 1979 W 109-42 (H)
 Nov. 19, 1982 W 76-45 (H)

TEXAS SOUTHERN (1-0)

(Home: 1-0)
 Dec. 14, 2007 W 64-29 (H)



ALL-TIME OPPONENT SERIES HISTORY

CU Ranking	Opp. Ranking	CU Ranking	Opp. Ranking	CU Ranking	Opp. Ranking	CU Ranking	Opp. Ranking
TEXAS STATE (2-1) (Home: 2-0, Away: 0-1)		Nov. 26, 1982 W 61-46 (H)		WESTERN KENTUCKY (1-0) (Neutral: 1-0)		Feb. 23, 1981 W 90-64 (A)	
Dec. 5, 1991 L 59-64 (A)		Jan. 11, 1983 W 92-57 (H)		Dec. 27, 1991 W 71-68 (N) *		Nov. 30, 1981 W 82-66 (A)	
Dec. 19, 1992 W 78-57 (H) 13/13		Jan. 6, 1986 W 86-63 (A)				Feb. 17, 1982 W 69-47 (H)	
Dec. 1, 2010 W 67-35 (H)		Jan. 13, 1986 W 100-27 (H)				Jan. 8, 1983 W 67-63 (A)	
		Nov. 26, 2005 W 73-56 (H)				Jan. 24, 1983 W 78-52 (H)	
TEXAS TECH (5-17) (Home: 2-7, Away: 1-7, Neutral: 2-3)		VANDERBILT (1-4) (Home: 0-2, Away: 1-2)		WESTERN MICHIGAN (1-0) (Home: 1-0)		Dec. 1, 1983 W 57-56 (A)	
Dec. 5, 1980 W 67-56 (N)		Nov. 30, 1991 L 69-79 (H) 6/9		Nov. 27, 1999 W 79-62 (H)		Jan. 5, 1984 W 73-55 (H)	
Dec. 1, 1984 L 56-79 (H)		Mar. 19, 2001 L 59-65 (A) 20/21 10/13		WICHITA STATE (2-0) (Home: 1-0, Away: 1-0)		Dec. 10, 1984 W 92-58 (H)	
Nov. 29, 1985 L 58-69 (A)		Nov. 15, 2001 L 51-72 (A) 12/12 3/3		Nov. 27, 1990 W 89-52 (A)		Dec. 3, 1985 W 65-60 (A)	
Mar. 27, 1993 L 54-79 (N) 10/10 5/6		Nov. 12, 2006 L 76-81 (H) 16/15		Nov. 22, 1991 W 82-55 (H)		Dec. 2, 1986 W 80-57 (H)	
Jan. 11, 1997 W 63-49 (H) 7/7		Dec. 9, 2007 W 62-51 (A) 20/17		WINNIPEG (1-0) (Home: 1-0)		Dec. 1, 1987 W 76-60 (A)	
Jan. 17, 1998 L 40-80 (A) 5/6				Dec. 8, 1980 W 86-39 (H)		Dec. 6, 1988 W 82-57 (H) 20/25	
Mar. 4, 1998 L 49-80 (N) 6/5		VERMONT (1-0) (Home: 1-0)		WISCONSIN (0-1) (Neutral: 0-1)		Dec. 13, 1989 L 63-67 (A)	
Feb. 24, 1999 L 71-83 (H) 11/7		Nov. 24, 1995 W 73-68 (H) 11/11		Mar. 21, 1982 L 59-60 (N)		Dec. 12, 1990 W 76-46 (H)	
Jan. 12, 2000 L 50-75 (A) 16/14		VILLANOVA (1-3) (Home: 1-1, Away: 0-1, Neutral: 0-1)		WRIGHT STATE (1-0) (Home: 1-0)		Dec. 11, 1991 W 68-66 (A)	
Mar. 8, 2000 L 60-76 (N) 6/7		Jan. 10, 1980 L 58-61 (A)		Nov. 26, 1999 W 76-49 (H)		Dec. 29, 1992 W 72-56 (H) 10/10	
Feb. 21, 2001 L 61-68 (H) 16/20 15/13		Nov. 30, 2002 L 54-59 (H)		WYOMING (34-9) (Home: 20-2, Away: 14-7)		Dec. 7, 1994 W 78-59 (A) 10/8	
Feb. 3, 2002 W 74-69 (A) * 17/17 13/16		Mar. 29, 2003 L 51-53 (N) 11/12		Feb. 28, 1975 L 45-60 (A)		Dec. 2, 1995 W 70-48 (H) 8/6	
Jan. 26, 2003 L 58-80 (H) 7/7		Mar. 27, 2008 W 64-58 (H)		Dec. 4, 1975 L 57-59 (A)		Dec. 4, 1996 W 58-44 (A) 17/13	
Feb. 28, 2004 L 51-60 (A) 14/13 8/9				Feb. 20, 1976 L 45-52 (H)		Dec. 10, 1997 W 79-57 (H) 21/21	
Jan. 15, 2005 L 41-87 (H) 13/13		VIRGINIA (0-3) (Home: 0-1, Away: 0-2)		Nov. 19, 1976 W 57-56 (H)		Dec. 9, 1998 W 70-50 (A)	
Feb. 11, 2006 L 56-76 (A)		Jan. 7, 1980 L 63-65 (A)		Jan. 7, 1977 W 61-41 (H)		Dec. 8, 1999 W 78-59 (H)	
Feb. 3, 2007 W 70-67 (H)		Nov. 24, 2008 L 43-77 (A) 16/15		Feb. 10, 1977 L 57-63 (A)		Nov. 29, 2000 W 78-70 (A)	
Mar. 6, 2007 W 71-67 (N)		Jan. 2, 2010 L 59-74 (H) 23/21		Dec. 7, 1977 W 69-62 (H)		Dec. 12, 2001 W 81-57 (H) 13/12	
Jan. 26, 2008 L 44-62 (A)				Mar. 4, 1978 L 58-62 (A)		Dec. 4, 2002 W 73-62 (A) 13/13	
Jan. 28, 2009 L 60-66 (H)		WASHINGTON (6-2) (Home: 2-1, Away: 2-1, Neutral: 2-0)		Dec. 20, 1978 W 83-66 (A)		Dec. 1, 2004 L 67-72 (A)	
Jan. 12, 2010 L 61-74 (A)		Dec. 21, 1982 W 67-65 (N)		Jan. 15, 1979 W 84-60 (H)		Nov. 21, 2005 L 50-66 (H)	
Feb. 12, 2011 L 44-72 (H)		Nov. 24, 1990 L 60-87 (H) 14/15		Dec. 1, 1979 W 90-82 (H)		Nov. 21, 2006 L 49-68 (A)	
		Dec. 28, 1991 L 53-58 (A) 15/15		Nov. 26, 1980 W 86-59 (H)		Dec. 5, 2007 W 69-55 (H) 21/22	
TULANE (1-1) (Home: 1-0, Neutral: 0-1)		Nov. 27, 1993 W 76-65 (H) 12/13				Mar. 24, 2011 W 70-58 (A)	
Mar. 15, 1996 W 83-75 (H) 17/17		Dec. 28, 1994 W 55-51 (A) 9/8 13/11		WASHINGTON STATE (1-1) (Home: 1-0, Away: 0-1)		YALE (1-0) (Home: 1-0)	
Dec. 6, 1997 L 62-63 (N) 16/16 22/22		Dec. 1, 1995 W 64-53 (N) 8/8		Jan. 8, 1985 W 84-70 (H)		Jan. 4, 2009 W 78-71 (H)	
		Dec. 9, 2003 W 78-64 (H) 17/14 RV/23		Dec. 5, 1998 L 76-81 (A)		Key: *OT; **2OT	
UCLA (2-2) (Home: 1-1, Away: 1-1)		Dec. 21, 2004 W 76-74 (A) *		WAYLAND BAPTIST (0-2) (Home: 0-1, Away: 0-1)			
Dec. 22, 1983 L 66-91 (A)				Jan. 25, 1980 L 68-76 (H)			
Dec. 22, 1984 L 70-77 (H)				Nov. 14, 1981 L 56-70 (A)			
Dec. 2, 2000 W 88-63 (H)				WAYNE STATE (1-0) (Neutral: 1-0)			
Dec. 8, 2001 W 79-48 (A) 15/14				Dec. 30, 1977 W 57-47 (N)			
UTAH (6-10) (Home: 4-2, Away: 0-7, Neutral: 2-1)				WEBER STATE (10-7) (Home: 8-2, Away: 1-4, Neutral: 1-1)			
Feb. 14, 1975 L 48-68 (A)				Jan. 17, 1975 W 57-54 (H)			
Feb. 5, 1976 L 55-61 (H)				Feb. 27, 1976 L 64-66 (H)			
Jan. 28, 1977 L 39-62 (A)				Feb. 18, 1977 L 71-77 (H)			
Feb. 25, 1978 L 70-81 (H)				Feb. 10, 1978 L 75-89 (A)			
Mar. 1, 1979 L 83-97 (A)				Dec. 28, 1978 L 77-92 (N)			
Mar. 9, 1979 L 79-82 (N)				Feb. 17, 1979 W 99-93 (H)			
Dec. 10, 1980 W 83-49 (H)				Mar. 10, 1979 W 92-87 (N)			
Feb. 13, 1981 L 75-84 (A)				Feb. 9, 1980 L 86-89 (A)			
Mar. 7, 1981 W 75-61 (N)				Feb. 23, 1980 W 103-72 (H)			
Nov. 28, 1981 W 77-63 (H)				Feb. 14, 1981 W 81-75 (A)			
Jan. 23, 1982 L 62-65 (A) 16				Feb. 25, 1981 W 93-59 (H)			
Dec. 5, 1983 L 60-88 (A)				Jan. 30, 1982 W 86-77 (H)			
Jan. 7, 1989 W 79-61 (H)				Feb. 19, 1982 L 78-80 (A)			
Dec. 7, 1991 W 69-45 (N)				Mar. 14, 1982 W 71-64 (H)			
Jan. 4, 1990 L 46-58 (A)				Dec. 4, 1982 W 89-77 (H)			
Nov. 17, 1995 W 63-61 (H) 14/11				Dec. 19, 1983 L 79-81 (A)			
				Nov. 26, 1993 W 84-53 (H) 12/13			
UTAH STATE (12-5) (Home: 8-3, Away: 4-2)				WESTERN ILLINOIS (1-0) (Home: 1-0)			
Jan. 18, 1975 L 44-50 (H)				Nov. 24, 1989 W 78-59 (H)			
Feb. 28, 1976 L 53-71 (H)							
Feb. 19, 1977 L 71-92 (H)							
Feb. 11, 1978 L 67-81 (A)							
Dec. 11, 1978 L 81-88 (A)							
Feb. 16, 1979 W 101-96 (H)							
Feb. 2, 1980 W 107-90 (A)							
Mar. 1, 1980 W 109-89 (H)							
Jan. 28, 1981 W 103-40 (H)							
Feb. 20, 1981 W 91-76 (A)							
Jan. 21, 1982 W 83-74 (A) * 16							
Feb. 10, 1982 W 70-53 (H)							





ALL-TIME SERIES STANDINGS

School	Colorado				School	Colorado				School	Colorado			
	Won	Lost	Last Meeting	Date		Won	Lost	Last Meeting	Date		Won	Lost	Last Meeting	Date
Adams State	2	0	W 106-54	11-23-85	Fort Hays State	1	0	W 89-37	1-5-83	North Carolina State.....	1	0	W 67-72	2-1-97
Air Force	3	0	W 80-47	12-5-01	Fresno State	0	1	L 69-70*	1-7-87	North Dakota	1	0	W 67-56	1-4-11
Albany	1	0	W 93-43	11-17-00	George Washington	2	0	W 77-61	3-23-95	North Dakota State	1	0	W 87-69	12-30-78
Alcorn State	1	0	W 62-45	12-8-96	Georgia	0	1	L 79-82	3-25-95	Northern Arizona	13	2	L 83-84*	12-19-05
American	1	0	W 90-70	12-4-98	Georgia Southern.....	1	0	W 62-50	11-27-09	Northern Colorado.....	9	6	W 69-60	11-28-07
Arizona	6	3	W 75-69*	11-24-91	Georgia Tech.....	0	1	L 56-76	11-21-84	Northern Illinois.....	1	0	W 78-49	12-2-94
Arizona State	9	0	W 103-63	12-9-87	Gonzaga	3	0	W 82-68	3-24-08	Northern Iowa.....	0	1	L 65-74*	11-25-05
Arkansas	2	1	W 73-71	11-21-95	Grambling State	1	0	W 92-43	12-30-09	Northern State	1	0	W 99-73	12-29-77
Arkansas-Pine Bluff.....	1	0	W 73-39	12-2-08	Hartford	1	0	W 69-40	11-29-02	Northwestern (La.) St....	1	0	W 71-62	12-29-95
Auburn.....	0	1	L 68-61	3-17-96	Harvard	2	0	W 67-65	11-28-09	Notre Dame	3	0	W 67-63*	11-15-03
Baylor.....	8	12	L 59-81	3-5-11	Hawaii	2	0	W 67-55	1-4-09	Oakland.....	1	0	W 74-60	12-30-00
Boston University.....	1	0	W 94-56	12-1-90	Helping Hand.....	1	0	W 79-83	11-11-77	Ohio State.....	0	3	L 67-72	12-28-88
Bowling Green.....	2	0	W 96-44	11-23-01	Holy Cross	1	1	W 83-49	3-16-95	Oklahoma	34	22	L 73-68	2-23-11
Brigham Young.....	8	7	W 84-45	3-22-03	Houston	1	1	W 88-58	11-24-01	Oklahoma City.....	1	0	W 68-41	1-9-82
Buffalo.....	2	0	W 98-47	1-3-04	Howard	1	0	W 96-45	11-24-00	Oklahoma State.....	26	25	L 49-58	1-18-11
Butler	1	0	W 86-57	11-25-00	Idaho	1	0	W 77-66	12-27-98	Old Dominion.....	1	1	W 84-67	11-14-03
California	5	0	W 81-65	3-21-11	Idaho State	7	1	W 73-57	12-30-08	Oral Roberts.....	1	0	W 78-49	11-9-01
UC-Irvine.....	3	0	W 61-56	11-15-09	Illinois.....	2	2	L 59-63	12-4-10	Oregon	3	8	L 60-70	12-9-06
UC Riverside	2	0	W 71-62	3-17-11	Illinois-Chicago.....	1	0	W 63-49	11-20-09	Oregon State.....	2	0	W 68-60	12-19-99
UC Santa Barbara.....	1	3	L 49-76	3-20-04	Illinois State.....	1	1	L 60-72	11-30-89	Pacific	2	0	W 84-57	12-8-05
Cal Poly-Pomona.....	0	1	L 68-74	12-18-87	Indiana	0	1	L 66-69	12-6-85	Pacific Christian	1	0	W 108-43	11-18-81
Cal State Bakersfield.....	1	0	W 76-61	12-28-06	Iowa.....	2	1	W 92-83	12-2-01	Penn.....	2	0	W 69-49	11-26-04
Cal State-Fullerton.....	4	1	L 77-89	12-7-06	Iowa State.....	37	30	L 45-71	2-19-11	Penn State	0	2	L 57-76	12-2-95
Cal State Northridge.....	1	0	W 80-64	11-19-06	Jacksonville State.....	1	0	W 64-29	12-14-07	Pepperdine	3	0	W 63-55	1-3-09
UCF	1	0	W 86-59	11-16-08	Kansas	33	35	L 45-71	3-8-11	Peru State	1	0	W 88-35	12-28-77
Central Michigan.....	2	0	W 71-49	11-29-97	Kansas State.....	33	35	L 51-78	2-16-11	Phillips	0	1	L 73-76	12-4-77
Charleston	1	0	W 81-66	12-20-85	Long Beach State	2	2	W 85-42	12-19-94	Portland State.....	0	1	L 55-57	12-20-83
Charlotte.....	1	0	W 78-65	11-25-06	Louisiana State	2	2	L 44-75	11-27-04	Providence.....	1	1	L 90-91	12-2-90
Colgate	1	0	W 74-52	12-30-10	Louisiana Tech	1	3	L 61-65	11-25-95	Puerto Rico-Mayaguez ...	1	0	W 90-42	12-20-05
Colorado College.....	2	0	W 83-58	2-15-83	Loyola Chicago.....	1	0	W 65-34	11-27-10	Purdue	2	0	W 79-64	12-3-95
Colorado State	31	11	W 73-49	12-8-10	Loyola Marymount	1	1	W 75-58	11-19-04	Redlands	1	0	W 107-49	1-14-78
Colo. Women's College...	3	0	W 89-67	12-16-81	Manhattan.....	1	0	W 73-61	1-2-05	Regis	1	0	W 76-38	11-12-10
Creighton	1	2	L 72-77	12-3-05	Marshall	1	0	W 69-49	3-13-97	Rice.....	3	0	W 72-55	11-24-07
Dartmouth.....	1	0	W 57-43	12-21-07	Marquette.....	1	1	L 72-86	4-2-08	Rutgers	1	0	W 79-47	12-28-93
Dayton.....	1	1	L 50-70	12-19-10	Massachusetts.....	0	1	L 62-70	11-28-08	Saint Francis (Ind.).....	1	0	W 94-54	1-3-81
Delaware	1	0	W 84-68	12-22-85	Miami (Ohio)	1	0	W 82-68	11-28-98	Saint Francis (Pa.)	1	0	W 114-52	11-28-94
Delta State	1	0	W 83-65	1-30-81	Michigan	0	2	L 77-63	11-21-99	Saint John's.....	1	0	W 79-62	11-28-87
Denver	4	2	L 69-70	11-16-10	Minnesota	1	4	L 78-87	11-22-09	Saint Joseph's.....	1	0	W 77-67	1-9-80
Detroit Mercy.....	1	0	W 86-43	11-24-02	Mississippi State	1	0	W 95-59	12-4-92	Saint Louis	1	0	W 76-63	12-22-08
Drake.....	0	1	L 66-82	3-14-99	Missouri	42	27	W 63-59	2-26-11	Saint Mary's.....	3	0	W 79-76*	12-3-77
Drexel.....	30	10	W 93-63	11-19-08	UMKC.....	3	0	W 71-49	12-20-08	Sam Houston State	1	0	W 99-60	12-24-00
Duke.....	1	0	W 78-64	1-5-80	Missouri State.....	2	0	W 78-34	3-18-95	San Diego.....	3	0	W 83-44	11-20-01
Eastern Illinois.....	1	0	W 78-72	3-16-88	Montana.....	1	2	L 68-69	12-7-96	San Diego State.....	1	1	W 70-51	11-26-94
Eastern Washington	2	0	W 52-48	11-19-86	Montana State	5	0	W 68-65	12-22-95	San Francisco	3	2	W 66-48	11-16-07
Evansville.....	2	0	W 55-53	11-26-10	Nebraska	41	28	W 64-61	3-2-11	San Jose State	1	0	W 86-50	12-22-09
Flatirons.....	1	0	W 49-41	11-18-75	Nevada.....	1	1	W 80-60	11-24-06	Santa Clara	2	0	W 71-57	11-19-10
Florida	1	1	L 50-61	12-27-01	UNLV	0	5	L 74-84	3-18-89	Seton Hall.....	1	1	W 80-54	12-6-09
Florida International.....	1	0	W 74-71	1-4-93	New Mexico	7	6	W 78-63	11-11-01	Siena	1	1	L 73-84	11-23-07
Florida State	0	1	L 60-66	11-23-84	New Mexico State	9	2	W 76-65	2-27-82	Simpson.....	1	0	W 73-68	11-27-76
Fordham.....	2	0	W 82-54	12-7-98	New South Wales.....	0	1	L 55-103	12-10-76	South Dakota State.....	1	1	L 58-80	12-13-06
Fort Carson.....	1	0	W 134-33	12-16-80	North Carolina.....	1	0	W 86-67	3-24-03	South Florida	0	1	L 59-72	12-21-05

ALL-TIME SERIES STANDINGS

School	Colorado		Last Meeting	Date
	Won	Lost		
Southern	1	0	W 88-61	3-15-02
Southern California	2	4	L 70-87	3-27-11
Southern Illinois	3	1	W 79-51	12-20-98
SMU	1	0	W 74-56	11-30-96
Southern Utah.....	2	0	W 88-36	12-19-09
Southwest Louisiana	1	0	W 73-50	12-5-93
Sportsmen of Iowa.....	1	0	W 73-58	11-26-76
Stanford	4	5	W 62-59	3-23-02
Stephen F. Austin	3	0	W 66-57	3-15-97
Syracuse.....	2	1	W 80-45	12-30-03
Temple.....	1	0	W 64-35	1-2-93
Temple Junior College ...	0	1	L 71-76	11-20-76
Tennessee.....	1	3	L 67-75	3-22-97
Tennessee-Martin.....	1	0	W 78-67	11-21-10
Texas	4	16	L 50-67	1-30-11
Texas A&M.....	10	9	L 57-85	1-9-11
Texas Christian	3	0	W 96-90*	3-30-08
UTEP.....	5	0	W 76-45	11-19-82
Texas Southern.....	1	0	W 64-29	12-14-07
Texas State	2	1	W 67-35	12-1-10
Texas Tech	5	17	L 44-72	2-12-11
Tulane.....	1	1	L 62-63	12-6-97
UCLA	2	2	W 79-48	12-8-01
Utah	6	10	W 63-61	11-17-95
Utah State.....	12	5	W 73-56	11-26-05
Vanderbilt.....	1	4	W 62-51	12-9-07
Vermont	1	0	W 73-68	11-24-95
Villanova	1	3	W 64-58	3-27-08
Virginia	0	3	L 59-74	1-2-10
Washington	6	2	W 76-74*	12-21-04
Washington State	1	1	L 76-81	12-5-98
Wayland Baptist	0	2	L 56-70	11-14-81
Wayne State.....	1	0	W 57-47	11-30-77
Weber State	10	7	W 84-53	11-26-93
Western Illinois	1	0	W 78-59	11-24-89
Western Kentucky	1	0	W 71-68*	12-27-91
Western Michigan	1	0	W 79-62	11-27-99
Wichita State	2	0	W 89-52	11-22-91
Winnipeg.....	1	0	W 86-39	12-8-80
Wisconsin	0	1	L 59-60	3-21-82
Wright State	1	0	W 76-49	11-26-99
Wyoming	34	9	W 70-58	3-24-11
Yale.....	1	0	W 78-71	1-4-10
Total Overall	669	436	(.605)	

*overtime game 2011-12 opponents in **boldface**.



ALL-TIME CONFERENCE RECORDS

AMERICA EAST

Albany	1-0
Boston	1-0
Vermont	1-0
Total	(100%) 3-0

ATLANTIC COAST

Duke	1-0
Florida State	0-1
Georgia Tech	0-1
North Carolina	1-0
North Carolina State	1-0
Virginia	0-3
Total	(37.5%) 3-5

ATLANTIC 10

Charlotte	1-0
Dayton	1-1
Fordham	2-0
George Washington	2-0
Massachusetts	0-1
Saint Joseph's	1-0
Saint Louis	1-0
Temple	1-0
Total	(81.8%) 9-2

BIG EAST

Marquette	1-1
Notre Dame	3-0
Providence	1-1
Rutgers	1-0
Saint John's	1-0
Seton Hall	1-1
South Florida	0-1
Syracuse	2-1
Villanova	1-4
Total	(55.0%) 11-9

BIG SKY

Eastern Washington	2-0
Idaho State	7-1
Montana	1-2
Montana State	5-0
Northern Arizona	13-2
Northern Colorado	9-6
Portland State	0-1
Weber State	10-7
Total	(71.2%) 47-19

BIG TEN

Illinois	2-2
Indiana	0-1
Iowa	2-1
Michigan	0-2
Minnesota	1-4
Nebraska	41-28
Ohio State	0-3
Penn State	0-2
Wisconsin	0-1
Total	(55.1%) 46-44

BIG 12

Baylor	8-12
Iowa State	37-30
Kansas	33-35
Kansas State	33-35
Missouri	42-27
Oklahoma	34-22
Oklahoma State	26-25
Texas	4-16
Texas A&M	10-9
Texas Tech	5-17
Total	(50.4%) 232-228

BIG WEST

UC-Irvine	3-0
UC-Santa Barbara	1-3
UC-Riverside	2-0

Cal State-Fullerton	4-1
Cal State Northridge	1-0
Long Beach State	2-2
Pacific	2-0
Total	(71.4%) 15-6

COLONIAL ATHLETIC ASSOCIATION

Delaware	1-0
Drexel	1-1
Old Dominion	1-1
Total	(60.0%) 3-2

CONFERENCE USA

UCF	1-0
Houston	1-1
Marshall	1-0
Rice	3-0
Southern Methodist	1-0
UTEP	5-0
Tulane	1-1
Total	(86.7%) 13-2

GREAT WEST

North Dakota	1-0
Total	(100.0%) 1-0

HORIZON LEAGUE

Detroit	1-0
Illinois-Chicago	1-0
Loyola Chicago	1-0
Wright State	1-0
Total	(100%) 4-0

INDEPENDENT

Cal State Bakersfield	1-0
Total	(100%) 1-0

IVY LEAGUE

Dartmouth	1-0
Harvard	2-0
Pennsylvania	2-0
Yale	1-0
Total	(100%) 6-0

METRO ATLANTIC ATHLETIC

Manhattan	1-0
Siena	1-1
Total	(66.7%) 2-1

MID-AMERICAN

Bowling Green	2-0
Buffalo	2-0
Central Michigan	2-0
Miami (Ohio)	1-0
Northern Illinois	1-0
Western Michigan	1-0
Total	(100%) 9-0

MIDEASTERN ATHLETIC

Howard	1-0
Total	(100%) 1-0

MISSOURI VALLEY

Creighton	1-2
Drake	0-1
Evansville	2-0
Illinois State	1-1
Missouri State	2-0
Northern Iowa	0-1
Southern Illinois	3-1
Wichita State	1-0
Total	(62.5%) 10-6

MOUNTAIN WEST

Air Force	3-0
Colorado State	31-11
New Mexico	6-6
San Diego State	1-1

Nevada-Las Vegas	0-5
Texas Christian	3-0
Wyoming	34-9
Total	(69.6%) 78-34

NORTHEAST CONFERENCE

Saint Francis (Pa.)	1-0
Total	(100%) 1-0

OHIO VALLEY

Eastern Illinois	1-0
Jacksonville State	1-0
Tennessee-Martin	1-0
Total	(100%) 3-0

PAC-12

Arizona	6-3
Arizona State	9-0
California	5-0
Oregon	3-8
Oregon State	2-0
Southern California	2-4
Stanford	4-5
UCLA	2-2
Utah	6-10
Washington	6-2
Washington State	1-1
Total	(56.8%) 46-35

PATRIOT LEAGUE

American	1-0
Colgate	1-0
Holy Cross	1-1
Total	(75.0%) 3-1

SOUTHEASTERN

Arkansas	2-1
Auburn	0-1
Florida	1-1
Georgia	0-1
Louisiana State	2-2
Mississippi State	1-0
Tennessee	1-3
Vanderbilt	1-4
Total	(38.1%) 8-13

SOUTHERN

College of Charleston	1-0
Georgia Southern	1-0
Total	(100%) 2-0

SOUTHLAND

Northwestern State	1-0
Sam Houston State	1-0
Stephen F. Austin	3-0
Texas State	2-1
Total	(87.5%) 7-1

SOUTHWESTERN ATHLETIC

Alcorn State	1-0
Arkansas Pine Bluff	1-0
Grambling State	1-0
Southern	1-0
Texas Southern	1-0
Total	(100%) 5-0

SUMMIT LEAGUE

Missouri-Kansas City	3-0
North Dakota State	1-0
Oakland	1-0
Oral Roberts	1-0
South Dakota State	1-1
Southern Utah	2-0
Western Illinois	1-0
Total	(90.9%) 10-1

SUN BELT

Denver	4-2
Florida International	1-0
Louisiana-Lafayette*	1-0
Western Kentucky	1-0
Total	(77.7%) 7-2

WEST COAST

Brigham Young	8-7
Gonzaga	3-0
Loyola Marymount	1-1
Pepperdine	3-0
Saint Mary's	3-0
San Diego	3-0
San Francisco	3-2
Santa Clara	2-0
Total	(72.3%) 26-10

WESTERN ATHLETIC

Fresno State	0-1
Hawaii	2-0
Idaho	1-0
Louisiana Tech	1-3
Nevada	1-1
New Mexico State	10-2
San Jose State	1-0
Utah State	11-5
Total	(69.2%) 27-12

NCAA DIVISION II

Adams State	2-0
Cal-Poly Pomona	0-1
Delta State	1-0
Fort Hays State	1-0
Northern State	1-0
Regis	1-0
Total	(87.5%) 7-1

NCAA DIVISION III

Colorado College	2-0
Redlands	1-0
Simpson	1-0
Total	(100%) 4-0

NAIA

St. Francis (Ind.)	1-0
Wayland Baptist	0-2
Total	(33%) 1-3

JUNIOR COLLEGE

Temple Junior College	0-1
Total	(0%) 0-1

OTHERS

Colo. Women's College	3-0
Flatirons	1-0
Fort Carson	1-0
Helping Hand	1-0
New South Wales	0-1
Oklahoma City	1-0
Pacific Christian	1-0
Peru State	1-0
Phillips	0-1
Puerto Rico-Mayaguez	1-0
Sportsmen of Iowa	1-0
Wayne State	1-0
Winnipeg	1-0
Total	(86.7%) 13-2

* Formerly Southwest Louisiana.
 ! Missouri State was Southwest Missouri State until 2005.
 % North Dakota State was a member of NCAA II at time of game
 \$ Game played in first year of transition to NCAA I
 ^ Includes 6-6 record while UNC was a member of NCAA II